



GOVERNMENT OF IMO STATE OF NIGERIA
OFFICE OF THE AUDITOR-GENERAL FOR LOCAL GOVERNMENTS, IMO STATE

2018 Audit Report

REPORT OF THE AUDITOR GENERAL FOR LOCAL GOVERNMENTS
ON THE CONSOLIDATED FINANCIAL STATEMENTS
OF IMO STATE LOCAL GOVERNMENT COUNCILS
FOR THE PERIOD
1ST JANUARY TO 31ST DECEMBER 2018

GOVERNMENT OF IMO STATE OF NIGERIA
OFFICE OF THE AUDITOR-GENERAL FOR LOCAL GOVERNMENTS

Your Ref:.....

DLGA/S.69/Vol. II/160

Our Ref:.....
(All replies to be addressed to the Auditor-General
for Local Governments)



■ LOCAL GOVERNMENT AUDIT HEADQUARTERS.
■ P.M.B. 1588, OWERRI

e-mail: Imologaudit@yahoo.com
website: www.Imologaudit.org.ng

5th August 2020

His Excellency,
The Executive Governor of Imo State,
Office of the Executive Governor,
Government House,
Owerri.



Rosemary Iroefulu

**SUBMISSION OF AUDITED 2018 CONSOLIDATED FINANCIAL
STATEMENT OF THE TWENTY-SEVEN (27) LOCAL GOVERNMENT
COUNCILS IN IMO STATE**

Your Excellency, I forward herewith two (2) copies of Audited 2018 Consolidated
Financial Statements of the Twenty-Seven (27) Local Government Councils of Imo State.

This is for your information and necessary action Sir.

Accept the assurance of my highest regards

Barr. R.O. Nwosu, MBA, FCNA, FCTI, ACArb
FRC/2013/ANAN/00000005073
Auditor-General for Local Governments,
Imo State

GOVERNMENT OF IMO STATE OF NIGERIA
OFFICE OF THE AUDITOR-GENERAL FOR LOCAL GOVERNMENTS

Your Ref:.....

DLGA/S.154/73

Our Ref:.....

(All replies to be addressed to the Auditor-General
for Local Governments)



■ LOCAL GOVERNMENT AUDIT HEADQUARTERS.
■ P.M.B. 1588, OWERRI

e-mail: imologaudit@yahoo.com
website: www.imologaudit.org.ng

5th August 2020

The Clerk/Perm. Secretary,
Imo State House of Assembly,
House of Assembly Complex,
Owerri.

Attention: The Chairman
Public Accounts Committee.



Kpadobi Benjamin

**SUBMISSION OF AUDITED 2018 CONSOLIDATED FINANCIAL
STATEMENT OF THE TWENTY-SEVEN (27) LOCAL GOVERNMENT
COUNCILS IN IMO STATE**

I forward herewith five (5) copies of Audited 2018 Consolidated Financial Statements of
the Twenty-Seven (27) Local Government Councils of Imo State.

This is for your information and necessary action.

Barr. R.O. Nwosu, MBA, FCNA, FCTI, ACARB
FRC/2013/ANAN/0000005073
Auditor-General for Local Governments,
Imo State

2018 CONSOLIDATED FINANCIAL STATEMENTS OF IMO STATE LOCAL GOVERNMENT COUNCILS

STATEMENT OF ACCOUNTING POLICIES

The following are the significant accounting policies adopted by the Imo State Local Government Councils in the preparation of 2018 Financial Statements:

The Accounting Policies have been developed to address the following fundamental accounting issues:

- i. Definition of Accounting Terminologies,
- ii. Recognition of Accounting Items,
- iii. Measurement of Accounting Items and
- iv. Accounting treatment of items.

1. **Basic of Accounting**

The Financial Statements have been prepared under the historical cost convention and in accordance with IPSAS cash basis and other applicable standards.

2. **Accounting Period**

The accounting year (fiscal year) to which this Consolidated Financial Statements refer is January, 2018 to 31st December, 2018.

3. **Fundamental Accounting Concepts**

The following fundamental accounting concepts are the basis for the preparation of all accounts.

- a.. Going concern concept;
- b. consistency concept;
- c. Understandability;
- d. Materiality;
- e. Relevance;
- f. Prudence
- g. Completeness etc.

4. **Reporting Currency**

The General Purpose Financial Statement was prepared in the Nigerian Currency “Naira”

5. Principal Statements in the Financial Statements

- a. Statement 1 --- Cash flow Statements
- b. Statement 2 --- Statements of Assets and Liabilities
- c. Statement 3 --- Statements of Consolidated Revenue Fund
- d. Statement 4 --- Statements of Capital Development Fund
- e. Notes to the Financial Statements.

6. Budget Figures

These are figures from the approved budget for the year.

7. Recurrent Revenue and Expenditure

Recurrent Revenue are revenues generated by the Council from Taxes, Licenses, Fees, Fines, Sales, Earnings, Rent of government properties including Land and Buildings, Income from Investments including Dividends, Interests and Other incidental revenue. They are recognized in the Financial Statements when received. Recurrent expenditures are expenditure on Personnel and Salaries of Statutory office holders, Overheads and Public Debt Charges. They are recognized in the Financial Statements when payments are made.

8. Subsidies, Donations and Endowments

Subsidies, Donations and Endowments are recognized as income when money is received, or entitlement to receive money is established; except where money fulfillment of any restrictions attached to these monies is not probable.

9. Interest on Loans

Actual interest on loans and other bank commissions charged on Bank Accounts during the year, shall be treated as a payment and disclosed under interest payments.

10. Advances

Advances are expected to be retired before the end of the financial year in line with the financial regulations. Where such advances have not been retired or accounted for such advances are treated as cash equivalents, since there is no proof that such funds have been utilized.

11. Statement of Cash Flow

This statement has been prepared in accordance with the format provided in the GPFS.

The Cash flow statement consists of three (3) sections:

- a. **Operating activities section** include cash received from all income sources of the Government and records the cash payments made for the supply of goods and services.
- b. **Investing activities section** are those activities relating to the acquisition and disposal of non-current assets.
- c. **Financing activities section** comprise the change in equity and debt capital structure of the Government.

12. Cash and Cash Equivalent

- a. Cash and Cash Equivalent means cash balances on hand, held in bank accounts, demand deposits and other highly liquid investments which are readily convertible to known amounts of cash and are subject to insignificant risk of changes in value.
- b. Cash and Cash Equivalent is reported under Current Assets in the statement of Assets and liabilities.

13. Payments

These are recurrent and capital cash outflows made during the financial year and categorized either by function and /or by sector in the statement of cash receipts and payment.

14. Deposits

Deposits are amounts received in advance in respect of goods or services provided.

15. Receipts

These are cash inflows within the financial year. Comprising of receipts, from statutory allocations, taxes, external assistance, other Aid and Grants, other borrowings, capital receipts (Sale of Government Assets), receipts from trading activities and other receipts.

16. Loans and Debts

- a. Loans are funds received to be paid back at an agreed period of time. They are classified under liability in the Financial Statements and are categorized as either short or long term.

- b. Short-term loans and debts are those repayable within one calendar year while long-terms loans and debts shall fall due beyond one calendar year.

17. Unremitted Deductions

- a. Unremitted Deductions are monies owed to third parties such as Tax Authorities, schemes and Associations and other Government Agencies. These include: tax deductions and other deductions at source.

18. Public Funds:

- a. These are balances of Government funds at the end of the financial year. They are classified under the Non-Current Liabilities in the Statement of Assets and Liabilities and includes: Trust Funds, Revolving Funds and other Funds created by Government.

19. Loan Repayments:

Cash receipts from loans granted to other Agencies and Government shall be classified under loan repayments in the statements of Receipts and payment. Amount disclosed shall be actual amount received during the year.

20. Statutory Allocation

Statutory Allocation is made up of revenues transferred on a monthly basis from the State Joint Account Allocation Committee (JACC) Account to the Local Government Councils which represents the Local Government Council's share of the State Joint Account Allocation Committee (JAAC) fund. The Councils share in the JAAC account includes Value Added Tax, Forex Equalization, Budget Exchange Gain, Excess Crude Receipts, Solid Mineral Revenue etc are all included in gross statutory allocation in the Financial Statements. Statutory allocations are transferred monthly from the State Local Government Joint Account and are recognized in the Financial Statements when received.

21. Loans Granted

Payments to other Government and Agencies in form of loans during the year shall be shown separately in the statement of Receipts and payments. Amount disclosed shall be actual amount paid during the year.

**CONSOLIDATED FINANCIAL STATEMENTS OF IMO STATE LOCAL
GOVERNMENT COUNCILS**

**STATEMENT OF FINANCIAL RESPONSIBILITY FOR THE YEAR ENDED 31ST
DECEMBER, 2018**




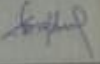




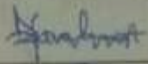





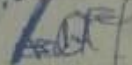


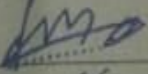








RESPONSIBILITY FOR FINANCIAL STATEMENTS

The Financial Statements of Imo State Local Government Councils have been prepared by the respective Council Treasurers in accordance with the Provisions of the Finance (Control and Management) Act 2004 as amended. The Financial Statements and Accounts Complied with the International Public Sector Accounting Standards (IPSAS) Cash basis.

The Treasurers are responsible for establishing and maintaining a system of Internal Control designed to provide reasonable assurance that the transactions consolidated are within statutory authority, proper records and use of public financial resources by the Local Government Councils. To the best of our knowledge, the system of Internal Control operated adequately throughout the reporting period under review.

We accept responsibility for the Consolidated Financial Statements, the information they contain and their compliance with Finance (Control and Management) Act 2004 as amended and that reflects a fair representation of the financial operations of Imo State Local Government Councils as at 31st December, 2018

In our opinion, these Consolidated Financial Statements fairly reflect a true and fair view of the financial position of the Imo State Local Government Councils as at 31st December, 2018 and its operations for the year ended on that date.

S/NO	LOCAL GOVERNMENTS	TREASURERS	CHAIRMEN
1	ABOHMBAISE		
2	AHIAZU MBAISE		
3	EHIME MBANO		
4	EZINIHITE MBAISE		
5	IDEATO NORTH		
6	IDEATO SOUTH		
7	IHITE UBOMA		
8	IKEDURU		
9	ISIALAMBANO		
10	ISU		
11	MBAITOLI		
12	NGOR OKPALA		
13	NJABA		

15	NKWERRE	<i>[Signature]</i>	<i>[Signature]</i>
15	NWANGELE	<i>[Signature]</i>	<i>[Signature]</i>
16	OBOWO	<i>[Signature]</i>	<i>[Signature]</i>
17	OGUTA	<i>[Signature]</i>	<i>[Signature]</i>
18	OHAJI/EGBEMA	<i>[Signature]</i>	<i>[Signature]</i>
19	OKIGWE	<i>[Signature]</i>	<i>[Signature]</i>
20	ONUIMO	<i>[Signature]</i>	<i>[Signature]</i>
21	ORLU	<i>[Signature]</i>	<i>[Signature]</i>
22	ORSU	<i>[Signature]</i>	<i>[Signature]</i>
23	ORU EAST	<i>[Signature]</i>	<i>[Signature]</i>
24	ORU WEST	<i>[Signature]</i>	<i>[Signature]</i>
25	OWERRI MUNICIPAL	<i>[Signature]</i>	<i>[Signature]</i>
26	OWERRI NORTH	<i>[Signature]</i>	<i>[Signature]</i>
27	OWERRI WEST	<i>[Signature]</i>	<i>[Signature]</i>

**STATEMENT OF OPINION OF THE AUDITOR-GENERAL ON
THE ACCOUNTS OF IMO STATE LOCAL GOVERNMENT COUNCIL FOR THE
YEAR ENDED 31ST DECEMBER, 2018**

In compliance with the Provisions of Section 129 subsection 1-2 of Imo State Local Government Administration Law, Law No.15 of 2000 as amended. The Accounts of Imo State Local Government Councils for the year ended 31st December, 2018 has been audited.

The Financial Statements have been prepared under the International Public Sector Accounting Standards (IPSAS) cash basis and have been examined by me in accordance with the Provisions of S. 125(2) and S. 316 of the 1999 Constitution of the Federal Republic of Nigeria and Sections 129(1) and 130(2) (3) and (4) of the Imo State Local Government Administration Law, Law No. 15 of 2000 as amended and the Audit Act 1956 as amended and in accordance with International Public Sector Accounting Standards (IPSAS) cash basis.

RESPONSIBILITY STATEMENT FOR AUDITING

The Chairmen and Treasurers of the Local Government Councils are responsible for the preparation of the Financial Statements. The Financial Statements consisting of Statement of Cash flow, Statement of Assets and Liabilities, Statement of Consolidated Revenue Fund and Statement of capital Development Fund and schedules were prepared under cash basis of the International Public Sector Accounting Standards. The audit was conducted in accordance with International Standards of Supreme Audit Institutions (ISSAI) issued by the International Organization of Supreme Audit Institutions (INTOSAI), since it is our responsibility to audit and form an independent opinion on the Financial Statements audited.

SCOPE OF THE AUDIT

The audit was conducted in accordance with the International Standards of Supreme Audit Institutions (ISSAI) issued by the International Organization of Supreme Audit Institutions (INTOSAI) which includes:

- i. Examination on a test basis of evidence relevant to the amounts and disclosures on the accounts.
- ii. Assessment of the significant estimates and judgments made by the Chairman and the Council Treasurer in the preparation of the accounts.
- iii. Whether the accounting policies are appropriate to the Local Government Council circumstance and are consistently applied as disclosed.

The Audit was planned and performed in such a way as to obtain all information and explanations, which we considered necessary in providing sufficient evidence to give reasonable assurance that the accounts are free from material mis-statements, whether caused by fraud, other

irregularities or error. In forming the audit opinion, evaluation of the overall adequacy of the presentation of information in the accounts and assessment of whether proper books of accounts have been kept were carried out.

AUDITOR–GENERAL’S CERTIFICATE

The Consolidated Financial Statements of Imo State Local Government Councils for the year ended 31st December, 2018 have been examined in accordance with the Provisions of Sections 125(2) and 316 of the 1999 Constitution of Federal Republic of Nigeria and Sections 129(1) and 130(2), (3) and (4) of the Imo State Local Government Administration Law, Law No. 15 of 2000 as amended, and the Audit Act 1956 as amended and in accordance with International Public Sector Accounting Standards (IPSAS) and International Standards of Supreme Audit Institutions (ISSAI) issued by the International Organization of Supreme Audit Institutions (INTOSAI).

The Audit includes examination of evidences supporting the accounts and disclosures in the financial statements. The audit also includes assessing compliance with International Public Sector Accounting Standards (IPSAS) cash basis and significant estimates made by the Local Government Councils as well as evaluating the overall Financial Statements presentation and disclosures.

In accordance with the provisions of the Finance (Control and Management) Act 2004 as amended and other extant Laws, Local Government Council Officials are to prepare and ensure that the Financial Statements fairly reflect the financial performance and position of the Local Government Councils.

I have obtained all the information and explanations that I required and certify the accounts subject to the observations made in my Inspection (Domestic) Report, on compliance Audit.

In my opinion, these Financial Statements fairly reflect the financial position of Imo State Local Government Councils as at 31st December, 2018, the results of their operations and cash flows for the year ended 31st December, 2018.



Barr. Reuben Osita Nwosu, MBA, FCNA, FCTI, ACarb.
FRC/2013/ANAN/00000005073
Auditor-General for Local Governments,
Imo State.

CONSOLIDATED FINANCIAL STATEMENTS OF IMO STATE LOCAL GOVERNMENT COUNCILS

FINANCIAL STATEMENT NO 1 - STATEMENT OF CASH FLOW FOR THE YEAR ENDED 31ST DEC., 2018

ANNUAL BUDGET 2018		No tes	2018 N'm
	<u>CASH FLOWS FROM OPERATING ACTIVITIES</u>		
	<u>Receipts</u>		
76,354,302,844.00	Statutory Allocation from JAAC	1	39,222,130,387.57
3,156,941,872.00	State Government Internally Generated Revenue (IGR)	2	0.00
	<u>Internally Generated Revenue</u>	3	
311,698,780.00	Capitation Rate		2,731,000.00
1,041,656,314.00	Property Rate		12,850,920.00
1,720,827,418.00	Licenses, Fines, Fees and Royalty		44,725,238.50
619,724,012.00	Earnings from Commerce		4,242,370.00
53,829,957.00	Rent on Local Govt. Property		344,500.00
0.00	Interest and Repayment		0.00
0.00	Dividends		67,098.88
4,061,295,664.00	Grants, Aid and Reimbursement		765,385.03
986,047,430.00	Miscellaneous		0.00
986,047,430.00	Other Revenue Sources of the Local Govt.	4	0.00
88,306,324,291.00	Total Revenue		65,726,512.41
88,306,324,291.00	Total Inflow from Operating Activities (A)		39,287,856,899.98
	<u>Payments:</u>		
19,138,001,137.00	Personnel Cost	5	20,793,621,976.94
2,667,066,637.00	Overhead Cost	6	1,,391,029,692.71
156,703,215.73	Security Vote	7	376,399,933.00
19,154,210.00	Integrated Farm Projects	8	3,358,325.00
58,657,453,690.50	Capital Expenditure	9	16,541,583,297.22
	Interest Payment		0.00
80,462,521,464.50	Total Outflow from Operating Activities (B)		39,105,993,224.87
7,843,802,826.50	Net Cash Inflow/(Outflow) from Operating Activities (A-B)		181,863,675.05
	<u>CASH FLOW FROM INVESTING ACTIVITIES</u>		
0.00	Purchase/Construction of Assets		0.00
0.00	Purchase of Financial Market Instruments		0.00
0.00	Investment in Private Companies		0.00
0.00	Foreign Investments		0.00
0.00	Proceeds from Sales of Fixed Assets		0.00
0.00	Dividends Received		0.00
0.00	Net Cash Flow from Investing Activities		0.00

	<u>CASH FLOW FROM FINANCING ACTIVITIES</u>		
0.00	Proceeds from Domestic Loan and Other Borrowings		0.00
0.00	Grants and Loans to other Governments/Agencies		0.00
0.00	Contribution/Subscriptions to Agencies/Bodies		0.00
<u>0.00</u>	Repayment of Loans		<u>0.00</u>
0.00	Net Cash Flow from Financing Activities		0.00
0.00	Net Cash Flow for the Year Activities		181,863,675.05
<u>0.00</u>	Cash and its Equivalent as at 1/1/18		213,613,520.31
0.00	Cash and its Equivalent as at 31/12/18		395,477,195.36

CONSOLIDATED FINANCIAL STATEMENTS OF IMO STATE LOCAL GOVERNMENT CONUCILS

FINANCIAL STATEMENT NO 2- STATEMENT OF ASSETS AND LIABILITIES AS AT 31ST DECEMBER, 2018

	Notes	2018 N	2017 N
<u>LIQUID ASSETS:</u>			
Cash	10	47,894,252.39	16,085,587.51
Bank	11	347,582,942.97	197,527,932.70
Total Liquid Assets (A)		395,477,195.36	213,613,520.21
<u>Investments and Other Cash Assets</u>			
Salary Advance	12	358,742,553.38	26,458,357.93
Imprest:	13	527,901,509.81	527,901,509.81
Service Advance	14	9,588,648,830.84	7,754,210,518.55
Loans Granted		0.00	0.00
Investment		0.00	0.00
Intangible Assets		0.00	0.00
Total Investments and Other Cash Assets(B)		10,475,292,894.03	8,311,700,307.56
TOTAL ASSETS C = (A + B)		10,870,770,144.69	8,522,183,906.50
<u>LIABILITIES</u>			
<u>PUBLIC FUNDS</u>			
Consolidated Revenue Funds		9,650,973,339.37	7,292,824,794.98
Unremitted Deductions	15	752,396,217.19	803,381,442.73
Capital Development Funds		0.00	0.00
Trust and Other Public Funds		0.00	0.00
TOTAL PUBLIC FUNDS (D)		10,403,369,556.56	8,096,206,237.71
		0.00	0.00
<u>External and Internal Loans</u>			
Internal Loans from Other Funds		0.00	0.00
Borrowings		0.00	0.00
TOTAL EXTERNAL & INTERNAL LOANS (E)		0.00	0.00
<u>OTHER LIABILITIES</u>			
Deposits	16	467,400,588.22	425,977,668.79
Total Other Liabilities (F)		467,400,588.22	
TOTAL LIABILITIES G = (D + E +F)		10,870,770,144.69	8,522,183,906.50

REPORT OF THE AUDITOR-GENERAL ON THE 2018 CONSOLIDATED FINANCIAL STATEMENTS OF IMO STATE LOCAL GOVERNMENT COUNCILS

CONSOLIDATED FINANCIAL STATEMENTS OF IMO STATE LOCAL GOVERNMENT COUNCILS					
FINANCIAL STATEMENT NO 3– STATEMENT OF CONSOLIDATED REVENUE FUND FOR THE YEAR ENDED 31ST DECEMBER, 2018					
Actual 2017 ₦		Note s	Actual 2018 ₦	Final Budget 2018 ₦	Initial Budget 2018 ₦
7,557,410,423.31	OPENING BALANCE 1/1/19		7,292,824,794.98		
	ADD REVENUE:				
	ALLOCATIONS				
21,983,759,582.94	Statutory Allocation from JAAC	1	39,222,130,387.57	78,227,316,458.57	78,227,316,458.57
0.00	State Government IGR	2	0.00	2,127,362,835.00	2,127,362,835.00
	INTERNALLY GENERATED REVENUE (IGR)	3			
	Capitation Rate		2,731,000.00	376,909,590.00	376,909,590.00
	Property Rate		12,850,920.00	1,068,256,230.00	1,068,256,230.00
	Licenses, Fines, Fees and Royalty		44,725,238.50	1,607,715,608.00	1,607,715,608.00
	Earnings from Commerce		4,242,370.00	574,273,612.00	574,273,612.00
	Rent on Local Govt. Property		344,500.00	50,276,530.00	50,276,530.00
	Interest and Repayment		0.00	0.00	0.00
	Dividends		0.00	0.00	0.00
	Grants, Aid and Reimbursement		67,098.88	0.00	0.00
	Miscellaneous		765,385.03		
118,288,696.71	Total Internally Generated Revenue		65,726,512.41	24,838,843,110.00	24,838,843,110.00
0.00	Other Revenue Sources of the Local Govt.	4	0.00	<u>926,000,000.00</u>	<u>926,000,000.00</u>
29,659,458,702.96	Total Revenue (A)		46,580,681,694.96	109,796,953,973.57	109,796,953,973.57
	EXPENDITURE				
17,126,061,762.43	Personnel Cost	5	20,793,621,976.94	18,293,602,829.00	18,293,602,829.00
2,663,985,605.91	Overhead Cost	6	1,902,612,112.57	1,701,251,530.00	1,701,251,530.00
2,576,586,538.94	Capital Expenditure	9	14,251,897,324.04	81,906,179,834.00	81,906,179,834.00
22,366,633,907.98	Total Expenditure (B)		36,929,708,355.59	101,901,034,193.00	101,901,034,193.00
7,292,824,794.98	OPERATING BALANCE		9,650,973,339.37	7,895,919,780.57	7,895,919,780.57
0.00					
	APPROPRIATIONS/TRANSFERS				
7,292,824,794.98	Transfer to Capital Development Fund		9,650,973,339.37	7,895,919,780.57	7,895,919,780.57
7,292,824,794.98	Closing Balance		9,650,973,339.37	7,895,919,780.57	7,895,919,780.57

CONSOLIDATED FINANCIAL STATEMENTS OF IMO STATE LOCAL GOVERNMENT
FINANCIAL STATEMENT NO 4– STATEMENT OF CAPITAL DEVELOPMENT FUND FOR THE YEAR ENDED 31

Actual 2017 ₦		Notes	Actual 2018 ₦	Final Budget 2018 ₦	Initial Budget 2018 ₦
9,535,659,068.00	Opening Balance		14,251,897,324.0 4	0.00	0.00
	ADD REVENUE				
7,292,824,794.98	Transfer From Consolidated Revenue Fund		9,650,973,339.37	0.00	0.00
0.00	<u>Aid and Grants</u>		0.00	0.00	0.00
0.00	<u>External Loans</u>		0.00	0.00	0.00
0.00	LGC Bonds		0.00	0.00	0.00
0000	Development Loan Stock		0000	0.00	0.00
0.00	Other Internal Loans(Promissory Notes)		0.00	0.00	0.00
0.00	Internal Loans from Other Funds		0.00	0.00	0.00
16,828,483,862.90	TOTAL REVENUE		23,902,870,663.3	0.00	0.00
	LESS CAPITAL EXPENDITURE				
2,576,586,538.94	Capital Expenditure Sector	9	14,251,897,324.0 4	81,906,179,834.00	81,906,179,834.0 0
	OTHER CAPITAL PAYMENTS				
0.00	Repayments Internal Loans		0.00	00.00	00.00
0.00	Repayments External Loans		0.00	0.00	0.00
	TOTAL CAPITAL EXPENDITURE				
0.00	Adjustments for Movements in Public Debts		0.00	0.00	0.00
14,251,897,324.04	Closing Balance		9,650,973,339.37	81,906,179,834.00	81,906,179,834.0 0

CONSOLIDATED FINANCIAL STATEMENTS OF IMO STATE LOCAL GOVERNMENT COUNCILS

NOTE 1 TO THE FINANCIAL STATEMENT FOR THE YEAR ENDED 31st DECEMBER, 2018
STATUTORY ALLOCATION FROM JAAC

S/N	LOCAL GOVT COUNCIL	ALLOCATION FROM FAAC TO IMO STATE JAAC	ACTUAL RECEIPTS BY LOCAL GOVERNMENT COUNCILS		
			DIRECT JAAC TRANSFERS TO LOCAL GOVT. COUNCILS	TRANSFERS TO LOCAL GOVT. COUNCIL'S JOINT PROJECTS	TOTAL FUNDING TO LOCAL GOVT COUNCILS
	AbohMbaise	1,927,630,922.24	1,054,602,048.40	474,679,129.89	1,529,281,178.29
	AhiazuMbaise	1,779,930,472.45	872,618,721.34	474,679,129.89	1,347,297,851.23
	Ehime Mbanano	1,866,973,460.36	1,086,629,315.28	474,679,129.89	1,561,308,445.17
	EzinihitteMbaise	1,819,959,266.76	957,751,443.31	474,679,129.89	1,432,430,573.20
	Ideato North	1,685,748,306.76	896,625,077.77	474,679,129.89	1,371,304,207.66
	Ideato South	1,848,349,282.38	1,082,145,905.21	474,679,129.89	1,556,825,035.10
	IhitteUboma	1,958,111,921.36	1,116,308,090.19	474,679,129.89	1,590,987,220.08
	Ikeduru	1,772,253,163.24	1,013,253,541.76	474,679,129.89	1,487,932,671.65
	IsialaMbanano	1,805,990,478.36	1,043,956,081.60	474,679,129.89	1,518,635,211.49
	Isu	1,751,968,399.37	945,107,652.81	474,679,129.89	1,419,786,782.70
	Mbaitoli	1,951,203,355.69	1,114,032,056.02	474,679,129.89	1,588,711,185.91
	NgorOkpala	1,878,503,746.36	1,213,193,281.75	474,679,129.89	1,687,872,411.64
	Njaba	1,854,004,133.60	914,015,537.78	474,679,129.89	1,388,694,667.67
	Nkwerre	1,740,558,647.87	892,184,712.15	474,679,129.89	1,366,863,842.04
	Nwangele	1,828,132,376.07	995,612,838.69	474,679,129.89	1,470,291,968.58
	Obowo	1,820,446,461.56	972,656,821.19	474,679,129.89	1,447,335,951.08
	Oguta	1,795,246,630.73	1,016,713,006.73	474,679,129.89	1,491,392,136.62
	Ohaji/Egbema	1,725,326,982.29	847,776,834.04	474,679,129.89	1,322,455,963.93
	Okigwe	1,713,260,602.86	836,365,097.55	474,679,129.89	1,311,044,227.44
	Onuimo	1,664,353,024.80	856,004,698.07	474,679,129.89	1,330,683,827.96
	Orlu	1,915,162,481.69	1,090,696,866.95	474,679,129.89	1,565,375,996.84
	Orsu	1,816,133,255.84	888,252,580.76	474,679,129.89	1,362,931,710.65
	Oru-East	1,857,090,334.87	894,297,885.48	474,679,129.89	1,368,977,015.37
	Oru-West	1,787,137,793.02	913,490,238.51	474,679,129.89	1,388,169,368.40
	Owerri Municipal	1,893,794,301.11	969,050,656.21	474,679,129.89	1,443,729,786.10
	Owerri North	1,847,689,605.95	990,786,100.74	474,679,129.88	1,465,465,230.62
	Owerri West	1,850,024,046.46	931,666,790.20	474,679,129.95	1,406,345,920.15
	Total	49,154,983,454.05	26,405,793,880.49	12,816,336,507.08	39,222,130,387.57

CONSOLIDATED FINANCIAL STATEMENTS OF IMO STATE LOCAL GOVERNMENT COUNCILS

NOTE 2 TO THE FINANCIAL STATEMENT FOR THE YEAR ENDED 31ST DECEMBER, 2019

10% STATE GOVERNMENT INTERNALLY GENERATED REVENUE (IGR)

S/N	<u>ACTUAL 2018</u>	<u>LOCAL GOVT COUNCIL</u>	<u>NOTE</u>	<u>ACTUAL 2018</u>	<u>TOTAL 2018</u>
2					
	0.00	AbohMbaise		0.00	0.00
	0.00	AhiazuMbaise		0.00	0.00
	0.00	Ehime Mbano		0.00	0.00
	0.00	EzinihitteMbaise		0.00	0.00
	0.00	Ideato North		0.00	0.00
	0.00	Ideato South		0.00	0.00
	0.00	IhitteUboma		0.00	0.00
	0.00	Ikeduru		0.00	0.00
	0.00	IsialaMbano		0.00	0.00
	0.00	Isu		0.00	0.00
	0.00	Mbaitoli		0.00	0.00
	0.00	NgorOkpala		0.00	0.00
	0.00	Njaba		0.00	0.00
	0.00	Nkwerre		0.00	0.00
	0.00	Nwangele		0.00	0.00
	0.00	Obowo		0.00	0.00
	0.00	Oguta		0.00	0.00
	0.00	Ohaji/Egbema		0.00	0.00
	0.00	Okigwe		0.00	0.00
	0.00	Onuimo		0.00	0.00
	0.00	Orlu		0.00	0.00
	0.00	Orsu		0.00	0.00
	0.00	Oru-East		0.00	0.00
	0.00	Oru-West		0.00	0.00
	0.00	Owerri Municipal		0.00	0.00
	0.00	Owerri North		0.00	0.00
	0.00	Owerri West		0.00	0.00
	0.00	Total		0.00	0.00

CONSOLIDATED FINANCIAL STATEMENTS OF IMO STATE LOCAL GOVERNMENT COUNCILS

NOTE 3 TO THE FINANCIAL STATEMENT FOR THE YEAR ENDED 31st DECEMBER ,2018

INTERNALLY GENERATED REVENUE (IGR)

S/N o	LOCAL GOVT COUNCIL	Capitation Rate 3(1)	Property Rate 3(2)	Licences Fines Fees & Royalty 3(3)	Earnings from Commerce 3(4)	Rent on Local Govt Property 3(5)	Interest , Repayme nt & Dividend 3(6)	Grant ,Aid & Reimburse ment 3(7)
1	AbohMbaise	0.00	79,000.00	1,361,100.00	0.00	221,500.00	0.00	0.00
2	AhiazuMbaise	0.00	650,000.00	1,622,100.00	168,750.00	20,000.00	0.00	0.00
3	Ehime Mbano	0.00	0.00	0.00	0.00	0.00	0.00	0.00
4	EzinihitteMbaise	0.00	0.00	344,700.00	58,700.00	0.00	0.00	0.00
5	Ideato North	0.00	0.00	646,900.00	99,200.00	6,500.00	0.00	0.00
6	Ideato South	0.00	175,000.00	437,700.00	0.00	0.00	0.00	0.00
7	IhitteUboma	196,600.00	0.00	1,264,830.00	28,600.00	90,000.00	0.00	0.00
8	Ikeduru	1,855,000.00	0.00	3,006,115.00	4,500.00	0.00	0.00	0.00
9	IsialaMbano	0.00	0.00	5,345,700.00	107,000.00	0.00	0.00	0.00
10	Isu	0.00	600,000.00	1,452,550.00	5,000.00	0.00	0.00	0.00
11	Mbaitoli	0.00	1,101,500.00	3,725,800.00	0.00	0.00	0.00	0.00
12	NgorOkpala	0.00	870,000.00	3,062,100.00	0.00	0.00	0.00	0.00
13	Njaba	0.00	575,000.00	1,568,500.00	0.00	0.00	0.00	0.00
14	Nkwerre	0.00	0.00	113,500.00	110,920.00	0.00	0.00	0.00
15	Nwangele	0.00	0.00	283,100.00	14,000.00	0.00	0.00	0.00
16	Obowo	0.00	0.00	0.00	0.00	0.00	0.00	0.00
17	Oguta	0.00	2,161,420.00	377,200.00	0.00	0.00	0.00	0.00
18	Ohaji/Egbema	0.00	0.00	1,045,850.00	12,500.00	0.00	0.00	0.00
19	Okigwe	0.00	0.00	2,212,850.00	128,600.00	0.00	0.00	0.00
20	Onuimo	0.00	203,000.00	372,200.00	0.00	0.00	0.00	0.00
21	Orlu	0.00	630,000.00	2,474,800.00	15,100.00	0.00	0.00	67,098.88
22	Orsu	0.00	0.00	1,895,823.50	428,000.00	6,500.00	0.00	0.00
23	Oru-East	0.00	300,000.00	2,183,220.00	25,000.00	0.00	0.00	0.00
24	Oru-West	0.00	1,120,000.00	2,770,950.00	1,130,800.00	0.00	0.00	0.00
25	Owerri Municipal	0.00	0.00	859,100.00	0.00	0.00	0.00	0.00
26	Owerri North	0.00	1,335,000.00	3,781,050.00	0.00	0.00	0.00	0.00
27	Owerri West	679,400.00	3,051,000.00	2,699,500.00	1,905,700.00	0.00	0.00	0.00
	Total	2,731,000.00	12,850,920.00	44,725,238.50	4,242,370.00	344,500.00	0.00	67,098.88

CONSOLIDATED FINANCIAL STATEMENTS OF IMO STATE LOCAL GOVERNMENT COUNCILS

NOTE 5 TO THE FINANCIAL STATEMENT FOR THE YEAR ENDED 31st DECEMBER ,2018

PERSONNEL EMMOLUMENTS

S/N	LOCAL GOVT COUNCIL	NOTE	ACTUAL 2018	TOTAL 2018
5				
	AbohMbaise		915,989,411.36	915,989,411.36
	AhiazuMbaise		762,265,635.45	762,265,635.45
	Ehime Mbano		860,058,042.41	860,058,042.41
	EzinihitteMbaise		787,592,189.31	787,592,189.31
	Ideato North		633,418,381.62	633,418,381.62
	Ideato South		831,201,473.04	831,201,473.04
	IhitteUboma		924,375,202.77	924,375,202.77
	Ikeduru		746,110,293.28	746,110,293.28
	IsialaMbano		747,491,275.23	747,491,275.23
	Isu		710,195,478.64	710,195,478.64
	Mbaitoli		896,093,245.68	896,093,245.68
	NgorOkpala		924,479,837.65	924,479,837.65
	Njaba		738,060,167.59	738,060,167.59
	Nkwerre		701,533,962.82	701,533,962.82
	Nwangele		729,394,037.99	729,394,037.99
	Obowo		762,042,594.26	762,042,594.26
	Oguta		791,295,433.84	791,295,433.84
	Ohaji/Egbema		610,179,143.36	610,179,143.36
	Okigwe		700,636,875.98	700,636,875.98
	Onuimo		662,890,808.54	662,890,808.54
	Orlu		857,791,435.96	857,791,435.96
	Orsu		649,903,922.52	649,903,922.52
	Oru-East		615,119,786.06	615,119,786.06
	Oru-West		724,910,304.17	724,910,304.17
	Owerri Municipal		868,789,734.65	868,789,734.65
	Owerri North		806,209,471.74	806,209,471.74
	Owerri West		835,593,831.02	835,593,831.02
	Total		20,793,621,976.94	20,793,621,976.94

CONSOLIDATED FINANCIAL STATEMENTS OF IMO STATE LOCAL GOVERNMENT COUNCILS

NOTE 6 TO THE FINANCIAL STATEMENT FOR THE YEAR ENDED 31st DECEMBER ,2018

OVERHEAD COST

S/N	LOCAL GOVT COUNCIL	NOTE	ACTUAL 2018	TOTAL 2018
6				
	AbohMbaise		70,758,036.63	70,758,036.63
	AhiazuMbaise		105,866,994.39	105,866,994.39
	Ehime Mbano		137,049,395.63	137,049,395.63
	EzinihitteMbaise		69,457,409.94	69,457,409.94
	Ideato North		61,899,149.34	61,899,149.34
	Ideato South		56,527,594.46	56,527,594.46
	IhitteUboma		46,622,110.63	46,622,110.63
	Ikeduru		71,587,011.52	71,587,011.52
	IsialaMbano		87,598,702.80	87,598,702.80
	Isu		59,253,868.38	59,253,868.38
	Mbaitoli		93,053,263.23	93,053,263.23
	NgorOkpala		55,376,290.63	55,376,290.63
	Njaba		43,440,451.63	43,440,451.63
	Nkwerre		44,,472,198.63	44,,472,198.63
	Nwangele		90,894,754.97	90,894,754.97
	Obowo		65,565,992.63	65,565,992.63
	Oguta		70,590,728.41	70,590,728.41
	Ohaji/Egbema		62,423,570.63	62,423,570.63
	Okigwe		106,907,113.63	106,907,113.63
	Onuimo		54,834,187.25	54,834,187.25
	Orlu		102,379,597.20	102,379,597.20
	Orsu		43,522,170.63	43,522,170.63
	Oru-East		50140274.69	50140274.69
	Oru-West		85,493,191.11	85,493,191.11
	Owerri Municipal		66,417,362.47	66,417,362.47
	Owerri North		55,665,923.40	55,665,923.40
	Owerri West		89,286,966.34	89,286,966.34
	Total		1,902,612,112.57	1,902,612,112.57

CONSOLIDATED FINANCIAL STATEMENTS OF IMO STATE LOCAL GOVERNMENT COUNCILS

NOTE 7 TO THE FINANCIAL STATEMENT FOR THE YEAR ENDED 31st DECEMBER, 2018

SECURITY VOTE

S/N	LOCAL GOVT COUNCIL	NOTE	ACTUAL 2018	TOTAL 2018
7				
	AbohMbaise		16,705,000.00	16,705,000.00
	AhiazuMbaise		12,175,000.00	12,175,000.00
	Ehime Mbano		-	-
	EzinihitteMbaise		16,840,000.00	16,840,000.00
	Ideato North		7,604,131.00	7,604,131.00
	Ideato South		14,035,000.00	14,035,000.00
	IhitteUboma		11,520,000.00	11,520,000.00
	Ikeduru		11,805,000.00	11,805,000.00
	IsialaMbano		22,941,650.00	22,941,650.00
	Isu		4,000,000.00	4,000,000.00
	Mbaitoli		12,310,000.00	12,310,000.00
	NgorOkpala		15,800,000.00	15,800,000.00
	Njaba		4,940,000.00	4,940,000.00
	Nkwerre		-	-
	Nwangele		1,739,230.00	1,739,230.00
	Obowo		9,665,000.00	9,665,000.00
	Oguta		47,675,000.00	47,675,000.00
	Ohaji/Egbema		29,908,500.00	29,908,500.00
	Okigwe		25,510,000.00	25,510,000.00
	Onuimo		2,690,000.00	2,690,000.00
	Orlu		3,480,000.00	3,480,000.00
	Orsu		26,785,000.00	26,785,000.00
	Oru-East		34,930,000.00	34,930,000.00
	Oru-West		-	-
	Owerri Municipal		13,525,000.00	13,525,000.00
	Owerri North		17,854,422.00	17,854,422.00
	Owerri West		11,962,000.00	11,962,000.00

	Total		376,399,933.00	376,399,933.00
--	--------------	--	-----------------------	-----------------------

REPORT OF THE AUDITOR-GENERAL ON THE 2018 CONSOLIDATED FINANCIAL STATEMENTS OF IMO STATE LOCAL GOVERNMENT COUNCILS

CONSOLIDATED FINANCIAL STATEMENTS OF IMO STATE LOCAL GOVERNMENT COUNCILS

NOTE 8 TO THE FINANCIAL STATEMENT FOR THE YEAR ENDED 31st DECEMBER ,2018

INTEGRATED FARMS PROJECT

S/N	LOCAL GOVT COUNCIL	NOTE	ACTUAL 2018	TOTAL 2018
8				
	AbohMbaise		0.00	0.00
	AhiazuMbaise		497,650.00	497,650.00
	Ehime Mbano		1,170,000.00	1,170,000.00
	EzinihitteMbaise		0.00	0.00
	Ideato North		0.00	0.00
	Ideato South		0.00	0.00
	IhitteUboma		0.00	0.00
	Ikeduru		0.00	0.00
	IsialaMbano		310,000.00	310,000.00
	Isu		0.00	0.00
	Mbaitoli		0.00	0.00
	NgorOkpala		0.00	0.00
	Njaba		0.00	0.00
	Nkwerre		0.00	0.00
	Nwangele		0.00	0.00
	Obowo		0.00	0.00
	Oguta		0.00	0.00
	Ohaji/Egbema		0.00	0.00
	Okigwe		0.00	0.00
	Onuimo		0.00	0.00
	Orlu		364,900.00	364,900.00
	Orsu		0.00	0.00
	Oru-East		425,000.00	425,000.00
	Oru-West		0.00	0.00
	Owerri Municipal		0.00	0.00
	Owerri North		0.00	0.00
	Owerri West		590,775.00	590,775.00
	Total		3,358,325.00	3,358,325.00

CONSOLIDATED FINANCIAL STATEMENTS OF IMO STATE LOCAL GOVERNMENT COUNCILS

NOTE 9 TO THE FINANCIAL STATEMENT FOR THE YEAR ENDED 31st DECEMBER, 2018

CAPITAL EXPENDITURE

<u>S/N</u>	<u>LOCAL GOVT COUNCIL</u>	<u>NOTE</u>	<u>ACTUAL 2018</u>	<u>TOTAL 2018</u>
9				
	AbohMbaise		527,598,227.05	527,598,227.05
	AhiazuMbaise		581,439,877.05	581,439,877.05
	Ehime Mbano		524,004,227.05	524,004,227.05
	EzinihitteMbaise		648,912,227.05	648,912,227.05
	Ideato North		737,911,227.05	737,911,227.05
	Ideato South		708,792,227.05	708,792,227.05
	IhitteUboma		580,890,124.05	580,890,124.05
	Ikeduru		658,582,685.07	658,582,685.07
	IsialaMbano		682,342,227.05	682,342,227.05
	Isu		628,622,227.05	628,622,227.05
	Mbaitoli		661,784,727.05	661,784,727.05
	NgorOkpala		537,404,622.05	537,404,622.05
	Njaba		593,067,227.05	593,067,227.05
	Nkwerre		578,892,227.05	578,892,227.05
	Nwangele		718,318,724.84	718,318,724.84
	Obowo		604,112,227.05	604,112,227.05
	Oguta		535,397,721.27	535,397,721.27
	Ohaji/Egbema		569,567,227.05	569,567,227.05
	Okigwe		615,592,227.05	615,592,227.05
	Onuimo		554,817,227.05	554,817,227.05
	Orlu		657,918,127.05	657,918,127.05
	Orsu		553,192,227.05	553,192,227.05
	Oru-East		523,192,227.05	523,192,227.05
	Oru-West		630,177,227.05	630,177,227.05
	Owerri Municipal		782,962,227.05	782,962,227.05
	Owerri North		561,587,227.05	561,587,227.05
	Owerri West		584,504,601.90	584,504,601.90
	Total		16,541,583,297.23	16,541,583,297.23

CONSOLIDATED FINANCIAL STATEMENTS OF IMO STATE LOCAL GOVERNMENT COUNCILS

NOTE 10 TO THE FINANCIAL STATEMENT FOR THE YEAR ENDED 31st DECEMBER, 2018

CASH BALANCES

S/N	LOCAL GOVT COUNCIL	NOTE	ACTUAL 2018	TOTAL 2018
	AbohMbaise		29,302.26	29,302.26
	AhiazuMbaise		348,736.92	348,736.92
	Ehime Mbano		350.00	350.00
	EzinihitteMbaise		6,826,337.70	6,826,337.70
	Ideato North		135,000.00	135,000.00
	Ideato South		105,194.09	105,194.09
	IhitteUboma		1,432,710.45	1,432,710.45
	Ikeduru		2,248,430.00	2,248,430.00
	IsialaMbano		24,150.00	24,150.00
	Isu		8,540.00	8,540.00
	Mbaitoli		2,590,727.24	2,590,727.24
	NgorOkpala		1,070,408.00	1,070,408.00
	Njaba		14,355.40	14,355.40
	Nkwerre		5,458,236.09	5,458,236.09
	Nwangele		2,299,498.90	2,299,498.90
	Obowo		647,650.00	647,650.00
	Oguta		10,659,938.93	10,659,938.93
	Ohaji/Egbema		-	-
	Okigwe		269,100.00	269,100.00
	Onuimo		13,000.00	13,000.00
	Orlu		4,573.20	4,573.20
	Orsu		3,998,179.37	3,998,179.37
	Oru-East		1,590,839.18	1,590,839.18
	Oru-West		4,700,717.54	4,700,717.54
	Owerri Municipal		4,573.20	4,573.20
	Owerri North		3,410,441.72	3,410,441.72
	Owerri West		3,262.20	3,262.20
	Total		47,894,252.39	47,894,252.39

REPORT OF THE AUDITOR-GENERAL ON THE 2018 CONSOLIDATED FINANCIAL STATEMENTS OF IMO STATE LOCAL GOVERNMENT COUNCILS

CONSOLIDATED FINANCIAL STATEMENTS OF IMO STATE LOCAL GOVERNMENT COUNCILS

NOTE 11 TO THE FINANCIAL STATEMENT FOR THE YEAR ENDED 31st DECEMBER, 2018

BANK BALANCES

S/N	LOCAL GOVT COUNCIL	NOTE	ACTUAL 2018	TOTAL 2018
	AbohMbaise		29,302.26	29,302.26
	AhiazuMbaise		11,629,843.34	11,629,843.34
	Ehime Mbano		20,397,664.26	20,397,664.26
	EzinihitteMbaise		25,537,215.29	25,537,215.29
	Ideato North		21,282,130.38	21,282,130.38

	Ideato South		11,747,714.88	11,747,714.88
	IhitteUboma		2,799,419.24	2,799,419.24
	Ikeduru		14,597,889.26	14,597,889.26
	IsialaMbano		8,917,093.60	8,917,093.60
	Isu		31,818,188.88	31,818,188.88
	Mbaitoli		43,343,748.33	43,343,748.33
	NgorOkpala		8,786,227.27	8,786,227.27
	Njaba		16,797,733.05	16,797,733.05
	Nkwerre		5,026,794.46	5,026,794.46
	Nwangele		9,231,820.14	9,231,820.14
	Obowo		7,288,899.29	7,288,899.29
	Oguta		6,705,094.85	6,705,094.85
	Ohaji/Egbema		3,629,888.72	3,629,888.72
	Okigwe		7,368,890.01	7,368,890.01
	Onuimo		5,801,314.79	5,801,314.79
	Orlu		9,175,646.33	9,175,646.33
	Orsu		2,443,134.64	2,443,134.64
	Oru-East		27,626,614.61	27,626,614.61
	Oru-West		26,543,303.38	26,543,303.38
	Owerri Municipal		5,849,644.79	5,849,644.79
	Owerri North		1,098,080.84	1,098,080.84
	Owerri West		12,109,646.08	12,109,646.08
	Total		347,582,942.97	347,582,942.97

CONSOLIDATED FINANCIAL STATEMENTS OF IMO STATE LOCAL GOVERNMENT COUNCILS

NOTE 12 TO THE FINANCIAL STATEMENT FOR THE YEAR ENDED 31ST DECEMBER, 2018

SALARY ADVANCE

S/N	LOCAL GOVT COUNCIL	NOTE	SALARY ADVANCE	DEBTORS	LOANS	TOTAL
12						
	AbohMbaise		4,555,348.78	0.00	0.00	4,555,348.78
	AhiazuMbaise		4,,252,044.60	0.00	0.00	4,,252,044.60
	Ehime Mbano		0.0	0.00	0.00	0.0
	EzinihitteMbaise		1,598,626.01	0.00	0.00	1,598,626.01
	Ideato North		0.00	0.00	0.00	0.00
	Ideato South		0.00	0.00	0.00	0.00
	IhitteUboma		0.00	0.00	0.00	0.00
	Ikeduru		1,365,858.90	0.00	0.00	1,365,858.90
	IsialaMbano		5,029,727.00	0.00	0.00	5,029,727.00
	Isu		0.00	0.00	0.00	0.00
	Mbaitoli		4,944,970.81	0.00	0.00	4,944,970.81
	NgorOkpala		0.00	0.00	0.00	0.00
	Njaba		0.00	0.00	0.00	0.00
	Nkwerre		0.00	0.00	0.00	0.00
	Nwangele		0.00	0.00	0.00	0.00
	Obowo		2,076,437.18	0.00	0.00	2,076,437.18
	Oguta		0.00	0.00	0.00	0.00
	Ohaji/Egbema		2,357,544.65	0.00	0.00	2,357,544.65
	Okigwe		0.00	0.00	0.00	0.00
	Onuimo		0.00	0.00	0.00	0.00
	Orlu		0.00	0.00	0.00	0.00
	Orsu		0.00	0.00	0.00	0.00
	Oru-East		0.00	0.00	0.00	0.00
	Oru-West		0.00	0.00	0.00	0.00
	Owerri Municipal		0.00	0.00	0.00	0.00
	Owerri North		0.00	0.00	0.00	0.00
	Owerri West		277,800.00	0.00	0.00	277,800.00
	Total		26,458,357.93	0.00	0.00	26,458,357.93

REPORT OF THE AUDITOR-GENERAL ON THE 2018 CONSOLIDATED FINANCIAL STATEMENTS OF IMO STATE LOCAL GOVERNMENT COUNCILS

CONSOLIDATED FINANCIAL STATEMENTS OF IMO STATE LOCAL GOVERNMENT COUNCILS

NOTE 13 TO THE FINANCIAL STATEMENT FOR THE YEAR ENDED 31st DECEMBER ,2018

IMPREST

<u>S/N</u>	<u>LOCAL GOVT COUNCIL</u>	<u>NOTE</u>	<u>ACTUAL 2018</u>	<u>TOTAL 2018</u>
13	Aboh Mbaise		19,907,700.00	19,907,700.00
	Ahiazu Mbaise		4,380,000.00	4,380,000.00
	Ehime Mbano		14,452,000.00	14,452,000.00
	Ezinihitte Mbaise		25,735,000.00	25,735,000.00
	Ideato North		9,032,300.00	9,032,300.00
	Ideato South		11,966,170.00	11,966,170.00
	Ihitte Uboma		33,180,000.00	33,180,000.00

	Ikeduru		16,590,000.00	16,590,000.00
	Isiala Mbano		22,941,605.00	22,941,605.00
	Isu		19,080,000.00	19,080,000.00
	Mbaitoli		18,511,000.00	18,511,000.00
	Ngor Okpala		20,833,813.85	20,833,813.85
	Njaba		28,833,800.00	28,833,800.00
	Nkwerre		24,025,000.00	24,025,000.00
	Nwangele		17,739,230.96	17,739,230.96
	Obowo		15,569,000.00	15,569,000.00
	Oguta		38,066,000.00	38,066,000.00
	Ohaji/Egbema		16,915,000.00	16,915,000.00
	Okigwe		19,125,000.00	19,125,000.00
	Onuimo		10,390,000.00	10,390,000.00
	Orlu		15,304,500.00	15,304,500.00
	Orsu		20,016,000.00	20,016,000.00
	Oru-East		19,022,750.00	19,022,750.00
	Oru-West		25,243,300.00	25,243,300.00
	Owerri Municipal		25,878,000.00	25,878,000.00
	Owerri North		18,230,000.00	18,230,000.00
	Owerri West		16,934,340.00	16,934,340.00
	Total		527,901,509.81	527,901,509.81

REPORT OF THE AUDITOR-GENERAL ON THE 2018 CONSOLIDATED FINANCIAL STATEMENTS OF IMO STATE LOCAL GOVERNMENT COUNCILS

CONSOLIDATED FINANCIAL STATEMENTS OF IMO STATE LOCAL GOVERNMENT COUNCILS							
NOTE 14 TO THE FINANCIAL STATEMENT FOR THE YEAR ENDED 31 st DECEMBER ,2018							
SERVICE ADVANCES							
	LOCAL GOVT COUNCIL	INTEGRATED FARM PROJECTS	SERVICE ADVANCE	ROAD GRADING	CHAPEL PROJECTS	CONSTRUCTIO N & RENOVATION OF BUILDING	OTHERS
	Aboh Mbaise	129,322,547.08	92,069,100.00	-	6,000,000.00	-	
	Ahiazu Mbaise	-	255,302,904.24	14,384,000.00	4,850,000.00	-	
	Ehime Mbano	-	199,179,881.35	143,849,365.00	-	-	
	Ezinihitte Mbaise	1,177,650.00	257,907,044.20	20,715,000.00	-	-	
	Ideato North	1,857,200.00	272,655,354.94	44,000,000.00	13,950,000.00	-	
	Ideato South	-	188,601,586.67	31,675,000.00	4,850,000.00	1,845,000.00	
	Ihitte Uboma	2,138,000.00	325,883,118.26	129,710,000.00	15,200,000.00	-	
	Ikeduru	-	456,764,681.12	-	-	-	
	Isiala Mbano	-	262,149,141.52	77,145,700.00	-	-	
	Isu	809,350.00	120,268,986.81	87,969,000.00	16,850,000.00	-	
	Mbaitoli	-	385,917,944.54	-	-	-	
	Ngor Okpala	-	275,454,335.40	151,058,980.00	-	-	52,000,000.00
	Njaba	-	304,908,901.53	40,000,000.00	-	-	49,500,000.00
	Nkwerre	-	214,823,913.90	123,836,000.00	15,849,000.00	-	
	Nwangele	5,776,671.53	278,833,918.96	22,000,000.00	12,800,000.00	3,400,000.00	
	Obowo	-	-	98,860,000.00	-	-	243,614,848.33
	Oguta	74,800.00	334,186,264.43	169,528,000.00	4,000,000.00	-	
	Ohaji/EGBEMA	4,459,700.00	312,745,991.51	-	-	-	149,770,000.00

	Okigwe	3,925,000.00	227,249,387.55	-	-	21,300,000.00	
	Onuimo	5,776,671.53	218,432,390.90	45,980,000.00	12,800,000.00	-	60,716,310.4
	Orlu	4,150,000.00	445,057,993.32	11,420,000.00	12,850,000.00	-	
	Orsu	8,847,250.00	55,537,090.01	193,285,000.00	10,550,000.00	12,019,428.00	
	Oru-East	5,078,000.00	199,561,722.03	247,280,000.00	-	-	
	Oru-West	6,909,100.00	183,221,870.16	-	29,957,150.00	-	
	Owerri Municipal	-	322,232,198.82	-	373,040.00	-	
	Owerri North	110,000.00	328,731,556.05	114,400,000.00	2,388,147.37	13,500,000.00	
	Owerri West	-	315,875,643.32	36,655,000.00	-	-	
	Total	51,089,393.06	6,968,875,468.62	1,803,751,045.00	157,267,337.37	52,064,428.00	555,601,158.

REPORT OF THE AUDITOR-GENERAL ON THE 2018 CONSOLIDATED FINANCIAL STATEMENTS OF IMO STATE LOCAL GOVERNMENT COUNCILS

CONSOLIDATED FINANCIAL STATEMENTS OF IMO STATE LOCAL GOVERNMENT COUNCILS
NOTE 15 TO THE FINANCIAL STATEMENT FOR THE YEAR ENDED 31st DECEMBER, 2018

UNREMITTED DEDUCTIONS

S/N	LOCAL GOVT COUNCIL	ACTUAL							RETE
		PAYE	VAT	WHT	SUNDRY UNION	EDUCATION RATE	DEV. LEVY	IMO FOUNDATION	
15									
	Aboh Mbaise	8,076,991.42	1,895,147.82	1,562,988.52	2,351,795.45	0.00	0.00	0.00	
	Ahiazu Mbaise	5,524,106.67	4,630,152.32	4,206,275.55	(3,519,467.74)	705,225.01	0.00	0.00	
	Ehime Mbano	(4,083,345.24)	6,152,016.65	2,398,250.00	4,182,063.15	0.00	0.00	0.00	
	Ezinihitte Mbaise	29,471,786.46	7,148,047.06	7,148,047.06	0.00	48,200.00	0.00	(1,062,041.08)	
	Ideato North	5,501,370.67	4,696,982.37	2,553,010.37	1,377,969.31	300.00	94,300.00	0.00	
	Ideato South	18,999,495.70	7,374,304.38	2,242,032.65	7,392,853.13	502,000.08	74,800.00	0.00	
	Ihitte Uboma	31,123,866.69	4,071,080.35	3,992,234.53	5,971,073.85	0.00	0.00	0.00	
	Ikeduru	11,242,331.68	3,369,707.17	2,836,707.17	(2,505,353.62)	0.00	0.00	0.00	
	Isiala Mbano	25,768,491.26	7,824,078.84	8,290,917.43	4,171,235.39	0.00	0.00	0.00	
	Isu	22,335,107.51	0.00	8,671,725.92	6,163,553.67	0.00	0.00	0.00	
	Mbaitoli	32,072,152.50	19,305,352.56	19,305,352.56	2,921,547.74	383,699.31	0.00	0.00	1,5
	Ngor Okpala	23,010,967.27	18,530,405.68	19,071,445.43	2,994,747.88	0.00	0.00	0.00	8,8
	Njaba	43,131,663.98	3,045,629.65	2,472,019.65	10,132,729.41	8,050.00	0.00	0.00	

Nkwerre	8,,125,525.23	22,80,333.65	2,398,985.39	(5,960,788.14)	0.00	0.00	0.00	
Nwangele	0.00	0.00	0.00	40,516.30	0.00	0.00	0.00	
Obowo	4,942,741.92	2,115,923.12	1,429,978.31	4,927,162.13	0.00	0.00	0.00	
Oguta	7,649,956.42	1,262,119.66	13,499,423.80	483,046.40	0.00	0.00	0.00	
Ohaji/Egbema	23,151,608.03	7,690,632.03	9,142.27	15,762,593.59	707,473.56	0.00	0.00	
Okigwe	9,654,070.72	1,,350,000	0.00	4,196,376.22	0.00	0.00	0.00	
Onuimo	32,648,938.83	0.00	0.00	109,089.79	0.00	0.00	0.00	
Orlu	14,408,626.69	2076229.63	6036344.22	3,861,661.84	0.00	0.00	0.00	
Orsu	8,731,480.79	507,250.00	507250.00	4,261,250.00	947,790.88	0.00	0.00	
Oru-East	6,988,044.00	2,812,602.38	2,812,602.38	1,889,420.24	0.00	0.00	0.00	
Oru-West	425,0760.81	5,518,612.52	6,765,308.63	(7,111,161.56)	0.00	0.00	0.00	
Owerri Municipal	2,362,614.48	2,174,416.48	2,950,057.19	0.00	714,460.00	0.00	0.00	
Owerri North	6,023,739.06	1,080,483.91	6,651,076.93	1,814,968.65	0.00	0.00	0.00	
Owerri West	26,995,752.74	10,167,887.29	6,750,439.28	5,395,596.47	16,900.00	37800.00	0.00	
Total	408,108,846.29	124,799,061.87	134,553,615.24	71,304,479.55	4,034,098.84	206,900.00	(1,062,041.08)	10

REPORT OF THE AUDITOR-GENERAL ON THE 2018 CONSOLIDATED FINANCIAL STATEMENTS OF IMO STATE LOCAL GOVERNMENT COUNCILS

CONSOLIDATED FINANCIAL STATEMENTS OF IMO STATE LOCAL GOVERNMENT COUNCILS
NOTE 16 TO THE FINANCIAL STATEMENT FOR THE YEAR ENDED 31st DECEMBER, 2018

DEPOSITS

S/N	LOCAL GOVT COUNCIL	INDIVIDUAL & ORGANISATIONS	RETENTION FEES	UNCLAIMED SALARY & ALLOWANCES	NULGE /PTF BICYCLE/ MOTOCYCLE REFUNDS	NHF DEDUCTION	RETAINERS	NULGE MULTI POPOSE LOAN	O D
16									
	Aboh Mbaise	0.00	0.00	863,726.35	0.00	0.00	0.00	0.00	
	Ahiazu Mbaise	8,727,087.85	0.00	11,726,281.88	800.00	0.00	0.00	0.00	
	Ehime Mbanjo	1,996,160.00	0.00	11,824,567.89	0.00	0.00	0.00	0.00	
	Ezinihitte Mbaise	1,484,594.09	70,254.40	1,2246,805.53	0.00	0.00	0.00	0.00	
	Ideato North	10,115.00	329,588.20	2,879,187.23	122,868.37	12,865.00	0.00	0.00	
	Ideato South	29,173,307.55	0.00	15,087,399.86	104,290.25	223,977.53	0.00	0.00	
	Ihitte Uboma	971,440.29	0.00	8,420,674.04	0.00	0.00	0.00	0.00	
	Ikeduru	220,011.19	0.00	841,495.01	0.00	0.00	0.00	0.00	
	Isiala Mbanjo	12,486,620.82	0.00	20,710,254.50	0.00	0.00	0.00	0.00	
	Isu	31,883.00	0.00	589,073.15	0.00	0.00	0.00	0.00	
	Mbaitoli	2,708,881.70	0.00	6,082,348.16	6,007.00	0.00	0.00	0.00	
	Ngor Okpala	15,651,695.04	0.00	19,698,416.13	0.00	0.00	0.00	0.00	
	Njaba	2,074,028.82	3,719.60	8,170,551.58	28,000.00	0.00	76,500.00	0.00	
	Nkwerre	0.00	0.00	7,544,107.86	631,584.04	581,417.37	0.00	0.00	
	Nwangele	0.00	0.00	290,756.40	0.00	0.00	0.00	0.00	
	Obowo	0.0	0.00	1,906,154.80	0.00	0.00	0.00	0.00	
	Oguta	0.00	0.00	1,903,465.83	0.00	0.00	0.00	833,103.26	
	Ohaji/Egbema	292,898.20	0.00	1,441,615.60	906,230.00	0.00	0.00	0.00	
	Okigwe	95,000.00	0.00	195,756.40	0.00	0.00	0.00	0.00	
	Onuimo	3,620,000.00	0.00	22,395,843.30	354,592.50	0.00	0.00	0.00	
	Orlu	1,551,042.87	0.00	44,253,564.15	0.00	0.00	0.00	0.00	
	Orsu	1,890,000.00	0.00	9,552,302.85	0.00	0.00	0.00	0.00	
	Oru-East	0.00	0.00	23,040,952.31	0.00	0.00	0.00	0.00	
	Oru-West	2,160,442.48	0.00	883,657.84	0.00	0.00	0.00	0.00	
	Owerri Municipal	772,724.00	0.00	3,492,608.31	0.00	137,241.11	0.00	0.00	
	Owerri North	3,439,903.54	0.00	51,551,420.77	0.00	0.00	0.00	0.00	
	Owerri West	3,100,000.00	0.00	9,444,777.84	18,664.00	0.00	0.00	0.00	
	Total	92,457,836.44	403,562.20	297,037,765.62	2,173,036.16	955,501.01	76,500.00	833,103.26	

SUPPLEMENTARY NOTES ON THE 2018 CONSOLIDATED FINANCIAL REPORTS AS AT 31ST DECEMBER, 2018

1. TRANSFERS TO LOCAL GOVERNMENT COUNCILS BY THE STATE JOINT ACCOUNT ALLOCATION COMMITTEE (JAAC)

1.1	Inflow Description	Amount ₦	Percentage
	Statutory Allocation from FAAC	<u>49,154,983,454.05</u>	
	Statutory Allocation/ Transfers to LGCs	39,222,130,387.57	99.83%
	10% Share of State IGR	0.00	
	Internally Generated Revenue	65,726,512.41	0.17%
	Other Revenue Sources	<u>0.00</u>	
	Grand Total	49,154,983,454.05	100%

1.2

Transfer to Local Government Councils	39,222,130,387.57	79.79%
Amount Expended outside the Local Govt Councils	9,932,853,066.48	20.21%
Statutory Allocation from FAAC	49,154,983,454.05	100%

The sum of N 49,154,983,454.05 was received as Statutory Allocation from Federation Account Allocation Committee (FAAC) while Actual Transfers to Local Government Councils stood at N 39,787,856,899.98 representing 79.29% of the total Allocation, While the sum of N 9,932,853,066.48 representing 20.21% were expended outside the Local Government Councils. see Note No. 1 above for details

1.3 TRANSFERS TO LOCAL GOVERNMENT COUNCILS FROM JAAC:

The total sum of N39,222,130,387,.57 only, which represents 79.79 % of the total accrued inflow of **N49,674,667,668.31** was disbursed to the Imo State Local Government

Councils by the Imo State Joint Account and Allocation Committee (JAAC) for the period under review. These sums comprised the following:

- (a) Statutory Allocation
- (b) Value Added Tax (VAT)
- (c) NNPC Refund
- (d) Excess Crude
- (e) Forex Equalization
- (f) Budget Exchange Differential
- (g) Excess Bank Charges

However, the above classes of revenues were disbursements to Imo State Local Government Councils en bloc as Statutory Allocation from JAAC without specifications.

1.4 The schedule showing the breakdown of Statutory Allocation receipts by the Local Government Councils from State Joint Account Allocation Committee (JAAC) on Note I above has been reviewed except for the shortfalls observed between the actual transfers to the Local Government Councils by State JAAC, and actual receipts from FAAC.

2. 10%STATE GOVERNMENT INTERNALLY GENERATED REVENUE

During the period under review, the Local Government Councils did not receive its share of 10% of the State Government Internally Generated Revenue. This account for the low revenue of the Councils in the period.

3. INTERNALLY GENERATED REVENUE:

The Internally Generated Revenue for the Imo State Local Government Councils amounted to ₦65,776,512.41 for the period under review which represents 0.29% of the accrued inflow of ₦39,287,856,899.98. This showed that the Imo State Local Government Councils solely depend on Statutory Allocation from the Federation Account Allocation Committee (FAAC) for survival, despite several advice to improve and explore other sources of revenue.

4. GENERAL STATE OF ACCOUNTS ANDRECORDKEEPING:

The pattern and manner of keeping and rendering accounting books and records as observed in the Imo State Local Government Councils were inadequate as highlighted in my Audit Report and as summarized below: -

- a. Most of the payment vouchers raised were not having documentary evidences to justify the payments made.

- b. Most of the purchases made lacked essential documentary evidences such as StoresReceiptVouchers(SRV) and Store Issue Vouchers(SIV), which showed that they were not supplied or supplied but not taken on charge.
- c. In most cases, approvals in respect of expenditures were not presented for audit examination.
- d. Deductions made for Withholding Tax (WHT) and Value Added Tax (VAT) were in most cases notremitted to the appropriate Government Agencies.
- e. Imprest and Service Advances were not retired and some were granted to non imprest holders and Political Office Holders, which is contrary to extant financial regulations.
- f. Most payment vouchers were not checked and passed by the Internal Audit Unit.
- g. There were absence of signatures of relevant Authorities and parties to thepayment vouchers.
- h. Lack of adequate Budgetary discipline, and outright extra budgetary expenditures.
- i. Monthly Bank reconciliations were hardly carried out.

5. INTERNAL CONTROL SYSTEM:

During the audit exercise, it was observed that despite previous reports on the payment vouchers not being subjected to proper internal audit checks, the trend still persisted. The non-compliance was evidenced by payment vouchers being prepared and paid without passing through the Internal Audit Units, the non-endorsement by Officers Controlling Vote and checks by the respective Accounting Officers. In order to ensure accountability and transparency, the affected Accounting Officers are advised to comply and ensure that all payment vouchers raised pass through the Internal Audit Unit for vetting before such payments are made. However, some of the internal control weaknesses observed in the course of audit are contained in my Audit Inspection Reports forwarded to the Local Governments for their action.

6. BUDGETARY CONTROL:

During the year under review, there were shortfalls in the targeted Statutory Allocation and Internal Revenue across the Local Government Councils in the State in all the revenue heads are as detailed below:

Head	Details	Budgeted N'm	Budget performance N'm	Variance N'm
1001	Capitation Rate	376,909,590.00	2,731,000.00	374,178,590.00
1002	Property Rate	1,068,256,230.00	12,850,920.00	1,055,405,310.00
1003	Licenses, Fine and Fees	1,607,715,608.00	44,725,238.50	1,562,990,369.50

1004	Earnings from Commerce	574,273,612.00	4,242,370.00	570,031,242.00
1005	Rent on L/Govt. Property	50,276,530.00	344,500.00	49,932,030.00
1008	Miscellaneous	24,838,843,110.00	765,385.03	24,838,077,724.97
1009	Statutory Allocation	78,227,316,458.57	39,222,130,387.57	39,005,186,071.00
	Grand Total	106,106,743,591,138.57	39,287,789,801.10	67,455,801,337.47

7. CASH AND CASH EQUIVALENTS:

The Cash and Cash Equivalents of the Imo State Local Government Councils stood at ₦396,163,822.95 as at 31st December, 2018 as against ₦213,613,520.20 in the previous year.

8. ADVANCES:

The total sum of ₦ 26,458,357.93 stood as Salary Advances of the Imo State Local Government Councils as at 31st December, 2018. These were advances granted to sundry Staff across the Councils over the Years, which have not been repaid by the affected Staff in line with the regulations on grant of advances. This has grossly affected the general financial activities of the Local Government Councils. It is our opinion that appropriate action be taken towards the recovering of the outstanding balances from the Staff in the various Councils.

This Office also recommends that appropriate disciplinary measures be taken against Local Government Officials who through negligence have put their respective Councils into such financial mess.

9. SERVICE ADVANCES:

The total consolidated value of unretired advances stood at ₦10,675,660,288.98 as at 31st December, 2018. The values of the Advances are made up of monies owed Imo State Local Government Councils by the under listed Imprest Holders and individuals across the Councils as shown below:

S/NO.	IMPREST HOLDERS / INDIVIDUALS	AMOUNT (₦'m)
1.	Imprest	525,745,539.81
2.	Integrated Farm Project	51,089,393.06
3.	Individual Service Advances	7,240,291,534.01
4.	Grading of Rural Roads	1,998,564,145.00
5.	Chapel Project	157,267,337.37

6	Construction & Renovation of Buildings	58,064,428.00
7.	Others	644,637,91.73
	TOTAL	10,675,660,288.98

Furthermore, audit investigation revealed that most of these advances were granted to Sundry Staff and Political Office Holders over the years, which were not retired within the year under review. In view of the above, Audit strongly recommend that the Imo State Local Government Councils should compel the Political Office Holders, Imprest Holders, Sundry Staff, Organizations and Individuals to retire these advances or recover the outstanding advances and write-off where such recovery has become impossible.

10. DEPOSITS:

The total sum of ₦467,400,588.22 stood as outstanding Consolidated Deposits balance as at 31st December, 2018. This amount becomes a liability to the Imo State Local Government Councils in favour of the under listed Organizations and Individuals.

S/NO	ORGANIZATIONS AND INDIVIDUALS	AMOUNT (₦'m)
1.	Organizations and Individuals	92,457,836.44
2.	Retention Fees	403,562.20
3.	Unclaimed Salaries and Allowances	297,037,765.62
4.	NULGE/PTF Bicycle and Motorcycle Refunds	2,173,036.16
5.	NHF Deduction	955,501.01
6.	Retainers	76,500.00
7.	NULGE Multi-Purpose Loan	833,103.26
8.	Other Sundry Deductions	73,463,283.53
	TOTAL	467,400,588.22

These Deposits were funds collected on behalf of Organizations and Individuals by the Imo State Local Government Councils. In our opinion, all major Deposits balances should be promptly remitted to the appropriate authorities while minor and negligible balances are written off.

11. UNREMITTED DEDUCTIONS:

Unremitted Deductions totalling ₦803,381,442.73 stood as outstanding balance as at 31st December, 2018 as shown below.

S/NO	ORGANIZATIONS	AMOUNT (₦'m)
1.	Pay As You Earn	408,108,846.29
2.	Value Added Tax	123,756,879.98
3.	Withholding Tax	134,553,615.24
4.	Sundry Union	71,304,479.55
5.	Education Rate	40,340,988.84
6.	Development Levy	206,900.00
7.	Imo Foundation	(1,062,041.08)

8.	Retention Fee	<u>10,356,756.48</u>
		<u>86,500.00</u>
	Grand Total	752,293,035.07

11.0 AUDIT INSPECTION REPORTS:

During the year under review detailed Audit Inspection was conducted across the Imo State Local Government Councils, the audit observations (including compliance audit) raised in respect of the financial transactions and other related activities were issued as Inspection (Domestic) Reports to individual Local Government Councils. However, few responses have been received by the Office in respect of the Audit Inspection Reports.

12.0 CONCLUSION:

This Office wish to use this medium to express our profound gratitude to the entire Staff of the Imo State Local Government Councils for the cooperation given to the Staff of this Office while carrying out the Audit of the Consolidated Accounts of the Local Government Councils and sincerely hope that you would not hesitate to contact this Office for further clarification and explanations you might require in connection with the Audited Consolidated Financial Statements and Audit Inspection (Domestic) Reports.

I wish to express my appreciation to His Excellency, the Governor of Imo State, Senator Hope Odidika Uzodinma for his invaluable support to this Office, which led to the prompt production and issuance of this report.

Finally, my sincere thanks goes to God Almighty for his grace and uncommon favour towards the realization of this work.