



GOVERNMENT OF IMO STATE OF NIGERIA

2020 SECOND QUARTER AND MID-YEAR

BUDGET IMPLEMENTATION REPORT

Produced and published by

Imo State Ministry Of Budget, Economic Planning and Statistics

April - June 2020

PREFACE

The 2020 Second Quarter and Mid-Year Budget Appraisal is the first of its kind in Imo State in the last 10 years. Before this time Fiscal Statistics needed to do the appraisal were neither released or made available.

This has changed under present Government ably led by **Distinguished Senator Hope Uzodinma**, who believe in Transparency and Accountability.

Careful Assumptions were drawn after appraisal of the Global Economic trend that inform both our Economic and Fiscal updates for 2021.

The global affect of COVID-19 Pandemic, which affected Oil Price Production, had its toll in the implementation of 2020 Budget.

Revenue projections became unrealizable while new expenditure item needed to ameliorate the ravaging pandemic in terms of COVID-19 palliatives became a new and important expenditure item. This and more made for the review of the 2020 approved budget.

It is heart worming to note that despite the Corona-Virus Pandemic challenges, and lockdown, Imo State maintained reasonable economic stability.

I wish to thank the Office of Accountant General of the State for releasing Vital Fiscal Statistics for this report which was not available under previous administrations. The Ministry of Budget and Economic Planning and Statistics was presented the 2020 Quarter and Mid-Year Budget Appraisal to meet this important Budget Milestone.



Hon. C. C. Osuala, PhD.

Honourable Commissioner

Ministry of Budget, Economic Planning and Statistics (MBEPS).

Fiscal Analysis of the 2020 Budget Appraisal or Implementation

2020 Approved Budget of Imo State signed into Law in December 2019, Adopted Federal Government 2020 Budget Assumption such as:

1. Crude oil bench mark of \$57per barrel
2. Oil production estimate of 2.5 barrels per day
3. Exchange rate of ₦305 per US\$
4. Inflation rate of 10.81%
5. GDP Growth rate (real) of 2.93%



IMO STATE GOVERNMENT OF NIGERIA REVISED APPROVED ESTIMATE – 2020 CONSOLIDATED FINANCIAL STATEMENT

| Imo State Government 2020 Q2 Budget Performance Report - Summary | | | | | |
|--|---------------------------|---------------------------|--------------------------|--------------------------|-------------------------------------|
| Item | 2019 APPROVED BUDGET | 2020 Original Budget | 2020 revised Budget | 2020 Q2 Performance | Balance (against Revised Budget) |
| Opening Balance | | - | | - | - |
| Recurrent Revenue | 97,877,276,847.00 | 140,516,753,912.00 | 90,944,836,130.00 | 20,352,928,051.25 | 70,591,908,078.75 |
| 11 - GOVERNMENT SHARE OF FAAC (STATUTORY REV | 72,113,395,185.00 | 103,870,000,000.00 | 59,296,637,205.00 | 14,824,159,301.25 | 44,472,477,903.75 |
| 12 - INDEPENDENT REVENUE | 25,763,881,662.00 | 36,646,753,912.00 | 31,648,198,925.00 | 5,528,768,750.00 | 26,119,430,175.00 |
| | | | | | 0.00 |
| Recurrent Expenditure | 62,170,123,234.00 | 91,509,058,587.00 | 63,419,736,259.00 | 11,429,468,307.73 | 51,990,267,951.27 |
| 21 - PERSONNEL COST | 15,304,901,626.00 | 8,949,496,411.00 | 9,396,052,985.00 | 1,839,590,341.63 | 7,556,462,643.37 |
| 22 - OTHER RECURRENT COSTS (EXCLUDING 2201) | 13,449,316,397.00 | 33,871,596,070.00 | 16,901,199,427.00 | 2,816,866,571.17 | 14,084,332,855.83 |
| Breakdown of Other Recurrent Costs | | | | | 0.00 |
| 2202 - OVERHEAD COST | 17,112,658,110.00 | 32,944,719,005.00 | 24,084,285,489.00 | 4,165,371,725.33 | 19,918,913,763.67 |
| CRFC | 16,303,247,101.00 | 15,743,247,101.00 | 13,038,198,348.00 | 2,607,639,669.60 | 10,430,558,678.40 |
| | | | | | 0.00 |
| Transfer to Capital Account | 35,707,153,613.00 | 49,007,695,325.00 | 27,525,099,871.00 | 6,881,274,967.75 | 20,643,824,903.25 |
| | | | | | 0.00 |
| Capital Receipts | 179,780,003,575.00 | 57,275,889,355.00 | 17,441,000,000.00 | 4,015,166,666.67 | 13,425,833,333.33 |
| 13 - AID AND GRANTS | 2,340,780,610.00 | 952,500,000.00 | - | - | |
| 14 - CAPITAL DEVELOPMENT FUND (CDF) RECEIPTS | 127,439,222,965.00 | 37,356,389,355.00 | 4,141,000,000.00 | 690,166,666.67 | 3,450,833,333.33 |
| INTERNAL LOANS | 50,000,000,000.00 | 18,970,000,000.00 | 13,300,000,000.00 | 3,325,000,000.00 | 9,975,000,000.00 |
| 23 - CAPITAL EXPENDITURE | 214,647,948,578.00 | 106,283,584,680.00 | 44,966,099,871.00 | 8,030,333,333.33 | 36,935,766,537.67 |
| | | | | | 0.00 |
| Total Revenue (including OB) | 277,657,280,422.00 | 197,792,643,267.00 | 108,385,836,130.00 | 20,352,928,051.25 | 88,032,908,078.75 |
| Total Expenditure | 276,818,071,812.00 | 197,792,643,267.00 | 108,385,836,130.00 | 15,444,634,974.40 | 92,941,201,155.60 |
| BUDGET SUPLUS | 839,208,610.00 | | | | |

IMO STATE CONSOLIDATED FINANCIAL STATEMENT 2020

The Sum of **108,385,836,130** was appropriated by the Imo State House of Assembly for 2020 Fiscal Year. This is **78,945,428,545** less than 2019 approved Budget of **276,738,071,812**.

Out of the total approved Revised Budget for 2020, the sum of **90,944,836,130** was for Recurrent Revenue, **50,381,537,911** or **46.3%** was for Recurrent Expenditure while **17,441,000,000** or **24.8%** was transferred to Capital Funds.

TABLE 1 : PERFORMANCE OF REVENUE BUDGET AND ACTUAL IN 2020 SECOND QUARTER (APRIL - JUNE)

2020 BUDGET ACTUALS – INFLOWS

| Government Budget Performance Report 2020 Q2 - Total Revenue by Administrative Classification | | | | | |
|--|-----------------------------|----------------------------|----------------------------|---|---|
| Administrative Unit | 2020 Original Budget | 2020 Revised Budget | 2020 Q2 Performance | % 2020 Performance Year to Date (Q2) | Balance (against Revised Budget) |
| Total Revenue | | | | | |
| Administrative Sector | 1,228,388,942.00 | 1,228,388,942.00 | 37,441,827.03 | 3.05% | 1,190,947,114.97 |
| Office Of The Executive Governor | 797,219,347.00 | 797,219,347.00 | 19,384,257.00 | 2.43% | 777,835,090.00 |
| Office Of The Deputy Governor | 2,153,000.00 | 2,153,000.00 | 692,000.00 | 32.14% | 1,461,000.00 |
| Imo State House of Assembly | 217,119,385.00 | 217,119,385.00 | 7,162,000.00 | 3.30% | 209,957,385.00 |
| House of Assembly Service Commission | 21,230,000.00 | 21,230,000.00 | 615,450.00 | 2.90% | 20,614,550.00 |
| Ministry of Foreign and International Affairs | - | - | - | - | - |
| Ministry Of Information and Strategy | 23,162,650.00 | 23,162,650.00 | 1,345,000.00 | 5.81% | 21,817,650.00 |
| Office Of The Head Of Service | 2,600,000.00 | 2,600,000.00 | 1,261,000.00 | 48.50% | 1,339,000.00 |
| Office Of The Auditor General - State | 2,500,000.00 | 2,500,000.00 | 796,000.00 | 31.84% | 1,704,000.00 |
| Office Of The Auditor General - Local Govt | 500,000.00 | 500,000.00 | 683,000.00 | 136.60% | -183,000.00 |
| Civil Service Commission | 405,030.00 | 405,030.00 | 502,553.00 | 124.08% | -97,523.00 |
| Local Government Service Commission | 1,100,000.00 | 1,100,000.00 | 106,567.03 | 9.69% | 993,432.97 |
| Imo State Independent Electoral Commission | 154,091,500.00 | 154,091,500.00 | 3,340,000.00 | 2.17% | 150,751,500.00 |
| Office Of The Secretary To The State Govt | 6,308,030.00 | 6,308,030.00 | 1,554,000.00 | 24.64% | 4,754,030.00 |
| Ministry of Special Projects | - | - | - | - | - |
| Ministry of Special Duties | - | - | - | - | - |
| Economic Sector | 28,456,381,833.00 | 26,336,499,406.00 | 1,391,497,921.70 | 5.28% | 24,945,001,484.30 |
| Ministry Of Agriculture and Food Security | 947,863,500.00 | 747,863,500.00 | 3,245,000.00 | 0.43% | 744,618,500.00 |
| Ministry of Livestock Development | 159,856,100.00 | 159,856,100.00 | 160,593.00 | 0.10% | 159,695,507.00 |
| Ministry Of Finance | 104,750,000.00 | 104,750,000.00 | 1,575,000.00 | 1.50% | 103,175,000.00 |
| Imo State Internal Revenue Service | 17,457,962,795.00 | 16,270,962,795.00 | 1,369,120,000.00 | 8.41% | 14,901,842,795.00 |
| Ministry Of Budget, Economic Planning & Statistics | 44,780,000.00 | 44,780,000.00 | 1,310,000.00 | 2.93% | 43,470,000.00 |
| Ministry Of Commerce and Industry | 1,587,119,600.00 | 1,587,119,600.00 | 2,100,000.00 | 0.13% | 1,585,019,600.00 |
| Ministry Of Entrepreneurship & Skill Acquisition | 4,000,000.00 | 4,000,000.00 | - | - | - |
| Ministry Of Technology Development | 7,115,000.00 | 7,115,000.00 | 6,974,553.36 | 98.03% | 140,446.64 |
| Ministry Of Transport | 996,742,427.00 | 263,860,000.00 | 401,579.00 | 0.15% | 263,458,421.00 |
| Ministry Of Works | 362,600,000.00 | 362,600,000.00 | 2,124,000.00 | 0.59% | 360,476,000.00 |
| Office Of The Surveyor General | 215,140,000.00 | 215,140,000.00 | - | - | - |
| Ministry Of Tourism, Creative Arts and Culture | 1,234,422,308.00 | 1,234,422,308.00 | 526,714.21 | 0.04% | 1,233,895,593.79 |
| Ministry Of Housing and Urban Development | 1,061,763,793.00 | 1,061,763,793.00 | 584,651.00 | 0.06% | 1,061,179,142.00 |
| Ministry Of Lands, Survey and Physical Planning | 2,898,816,310.00 | 2,898,816,310.00 | 1,581,076.13 | 0.05% | 2,897,235,233.87 |
| MINISTRY OF PUBLIC UTILITIES | 1,373,450,000.00 | 1,373,450,000.00 | 1,794,755.00 | 0.13% | 1,371,655,245.00 |
| Law and Justice Sector | 357,016,387.00 | 357,016,387.00 | 49,142,255.00 | 13.76% | 307,874,132.00 |
| Judicial Service Commission | 3,109,900.00 | 3,109,900.00 | 2,370,306.00 | 76.22% | 739,594.00 |
| Judiciary - High Court | 168,350,000.00 | 168,350,000.00 | 19,860,016.00 | 11.80% | 148,489,984.00 |
| Judiciary - Customary Court of Appeal | 54,261,987.00 | 54,261,987.00 | 20,088,933.00 | 37.02% | 34,173,054.00 |
| Ministry Of Justice | 131,294,500.00 | 131,294,500.00 | 6,823,000.00 | 5.20% | 124,471,500.00 |
| Social Services Sector | 6,604,966,750.00 | 3,604,966,750.00 | 22,021,496.00 | 0.61% | 3,582,945,254.00 |
| Ministry Of Youth and Social Development | 23,370,500.00 | 23,370,500.00 | 386,252.00 | 1.65% | 22,984,248.00 |
| Ministry Of Gender and Vulnerable Groups | 277,060,000.00 | 277,060,000.00 | 1,280,000.00 | 0.46% | 275,780,000.00 |
| Ministry Of Education | 2,708,950,000.00 | 1,308,950,000.00 | 2,352,656.00 | 0.18% | 1,306,597,344.00 |
| Ministry Of Health | 1,666,567,000.00 | 66,567,000.00 | 13,986,000.00 | 21.01% | 52,581,000.00 |
| Ministry Of Environment and Natural Resources | 1,633,068,750.00 | 1,633,068,750.00 | 1,624,588.00 | 0.10% | 1,631,444,162.00 |
| Imo State Sports Commission | 162,900,500.00 | 162,900,500.00 | 1,610,000.00 | 0.99% | 161,290,500.00 |
| Bureau For Local Govt and Chieftaincy Affairs | 133,050,000.00 | 133,050,000.00 | 782,000.00 | 0.59% | 132,268,000.00 |

RECURRENT EXPENDITURE PERFORMANCE IN 2ND QUARTER (APRIL – JUNE)

Imo State Government Budget Performance Report 2021 Q2- Personnel Expenditure by Administrative Classification

| Code | Administrative Unit | 2020 Original Budget | 2020 Revised Budget | 2020 Q2 Actual Performance | 2020 Performance Year to Date (Q1-Q2) | Balance (against Revised Budget) |
|-------------------|---------------------------------|----------------------|-------------------------|----------------------------|---------------------------------------|----------------------------------|
| | Total Expenditure | | | | | |
| 1000000000 | Administrative Sector | | 1,514,660,019.00 | 322,268,089.15 | 322,268,089.15 | 1,192,391,929.85 |
| 11100100100 | Office Of The Executive Govern | 712,528,256.00 | 201,769,521.00 | 42,929,685.32 | 42,929,685.32 | 158,839,835.68 |
| 11100100200 | Office Of The Deputy Governor | 114,655,742.00 | 114,655,742.00 | 24,394,838.72 | 24,394,838.72 | 90,260,903.28 |
| 11200100100 | Imo State House of Assembly | 450,007,273.00 | 304,465,034.00 | 64,779,794.47 | 64,779,794.47 | 239,685,239.53 |
| 11200400100 | House of Assembly Service Cor | 66,383,951.00 | 66,383,951.00 | 14,124,244.89 | 14,124,244.89 | 52,259,706.11 |
| 11900100100 | Ministry of Foreign and Interna | - | 14,042,397.00 | 2,987,744.04 | 2,987,744.04 | 11,054,652.96 |
| 12300100100 | Ministry Of Information and Sti | 116,029,485.00 | 116,029,485.00 | 24,687,124.47 | 24,687,124.47 | 91,342,360.53 |
| 12500100100 | Office Of The Head Of Service | 114,986,835.00 | 114,986,835.00 | 24,465,284.04 | 24,465,284.04 | 90,521,550.96 |
| 14000100100 | Office Of The Auditor General | 102,261,948.00 | 102,261,948.00 | 21,757,861.28 | 21,757,861.28 | 80,504,086.72 |
| 14000200100 | Office Of The Auditor General | 70,420,458.00 | 70,420,458.00 | 14,983,076.17 | 14,983,076.17 | 55,437,381.83 |
| 14700100100 | Civil Service Commission | 61,618,765.00 | 61,618,765.00 | 13,110,375.53 | 13,110,375.53 | 48,508,389.47 |
| 14700200100 | Local Government Service Com | 56,417,849.00 | 56,417,849.00 | 12,003,797.66 | 12,003,797.66 | 44,414,051.34 |
| 14900100100 | Imo State Independent Elector | 88,379,488.00 | 88,379,488.00 | 18,804,146.38 | 18,804,146.38 | 69,575,341.62 |
| 16000100100 | Office Of The Secretary To The | 165,227,650.00 | 165,227,650.00 | 35,154,819.15 | 35,154,819.15 | 130,072,830.85 |
| 16200100100 | Ministry of Special Projects | - | 19,000,448.00 | 4,042,648.51 | 4,042,648.51 | 14,957,799.49 |
| 16300100100 | Ministry of Special Duties | - | 19,000,448.00 | 4,042,648.51 | 4,042,648.51 | 14,957,799.49 |
| 2000000000 | Economic Sector | | 2,181,298,347.15 | 464,106,031.31 | 464,106,031.31 | 1,717,192,315.84 |
| 21500100100 | Ministry Of Agriculture and Foc | 247,927,220.00 | 181,116,774.00 | 38,535,483.83 | 38,535,483.83 | 142,581,290.17 |
| 27000200100 | Ministry of Livestock Developm | 52,515,178.00 | 121,910,719.00 | 25,938,450.85 | 25,938,450.85 | 95,972,268.15 |
| 22000100100 | Ministry Of Finance | 193,900,353.00 | 193,900,353.00 | 41,255,394.26 | 41,255,394.26 | 152,644,958.74 |
| 22000800100 | Imo State Internal Revenue Ser | 185,946,638.00 | 185,946,638.00 | 39,563,114.47 | 39,563,114.47 | 146,383,523.53 |
| 23800100100 | Ministry Of Budget, Economic F | 180,403,104.15 | 180,403,104.15 | 38,383,639.18 | 38,383,639.18 | 142,019,464.97 |
| 22200100100 | Ministry Of Commerce and Ind | 216,519,315.00 | 216,519,315.00 | 46,067,939.36 | 46,067,939.36 | 170,451,375.64 |
| 22700600100 | Ministry Of Entrepreneurship & | - | 39,961,036.00 | 8,502,348.09 | 8,502,348.09 | 31,458,687.91 |
| 22800100100 | Ministry Of Technology Develo | 39,961,036.00 | 39,961,036.00 | 8,502,348.09 | 8,502,348.09 | 31,458,687.91 |
| 22900100100 | Ministry Of Transport | 57,838,087.00 | 57,838,087.00 | 12,305,975.96 | 12,305,975.96 | 45,532,111.04 |
| 23400100100 | Ministry Of Works | 79,750,879.00 | 320,249,121.00 | 68,138,110.85 | 68,138,110.85 | 252,111,010.15 |
| 23400200100 | Office Of The Surveyor Genera | 50,542,690.00 | 50,542,690.00 | 10,753,763.83 | 10,753,763.83 | 39,788,926.17 |
| 23600100100 | Ministry Of Tourism, Creative A | 92,448,737.00 | 92,448,737.00 | 19,669,944.04 | 19,669,944.04 | 72,778,792.96 |
| 25200100100 | Ministry Of Water Resources | 220,694,598.00 | 220,694,598.00 | 46,956,297.45 | 46,956,297.45 | 173,738,300.55 |
| 25300100100 | Ministry Of Housing and Urban | 81,986,042.00 | 81,986,042.00 | 17,443,838.72 | 17,443,838.72 | 64,542,203.28 |
| 26900100100 | Ministry Of Lands, Survey and F | 197,820,097.00 | 197,820,097.00 | 42,089,382.34 | 42,089,382.34 | 155,730,714.66 |
| 3000000000 | Law and Justice Sector | | 3,489,259,269.00 | 742,395,589.15 | 742,395,589.15 | 2,746,863,679.85 |
| 31801100100 | Judicial Service Commission | 192,575,786.00 | 192,575,786.00 | 40,973,571.49 | 40,973,571.49 | 151,602,214.51 |
| 31805100100 | Judiciary - High Court | 1,316,624,226.00 | 1,316,624,226.00 | 280,132,814.04 | 280,132,814.04 | 1,036,491,411.96 |
| 31805400100 | Judiciary - Customary Court of | 1,163,991,836.00 | 1,163,991,836.00 | 247,657,837.45 | 247,657,837.45 | 916,333,998.55 |
| 32600100100 | Ministry Of Justice | 818,001,370.00 | 816,067,421.00 | 173,631,366.17 | 173,631,366.17 | 642,436,054.83 |
| 5000000000 | Social Services Sector | | 2,012,734,073.00 | 428,241,292.13 | 428,241,292.13 | 1,584,492,780.87 |
| 51300100100 | Ministry Of Youth and Social De | 67,850,160.00 | 67,850,160.00 | 14,436,204.26 | 14,436,204.26 | 53,413,955.74 |
| 51400100100 | Ministry Of Gender and Vulner | 110,290,570.00 | 115,490,570.00 | 152,232,036.17 | 152,232,036.17 | 563,258,533.83 |
| 51700100100 | Ministry Of Education | 295,270,066.00 | 295,270,066.00 | 62,823,418.30 | 62,823,418.30 | 232,446,647.70 |
| 52100100100 | Ministry Of Health | 443,709,122.00 | 443,709,122.00 | 94,406,196.17 | 94,406,196.17 | 349,302,925.83 |
| 53500100100 | Ministry Of Environment and N | 137,619,803.00 | 137,619,803.00 | 29,280,809.15 | 29,280,809.15 | 108,338,993.85 |
| 53900100100 | Imo State Sports Commission | 227,589,647.00 | 227,589,647.00 | 48,423,329.15 | 48,423,329.15 | 179,166,317.85 |
| 55100100100 | Bureau For Local Govt and Chie | 80,383,220.00 | 80,383,220.00 | 17,102,812.77 | 17,102,812.77 | 63,280,407.23 |
| 55200100100 | Ministry of Social Welfare and | - | 44,821,485.00 | 9,536,486.17 | 9,536,486.17 | 35,284,998.83 |

MID-YEAR/SECOND QUARTER RECURRENT EXPENDITURE PERFORMANCE

Imo State Government Budget Performance Report 2020 Q2- Overhead Expenditure by Administrative Classification

| Code | Administrative Unit | 2020 | | 2020 Q2 | 2020 Performance | Balance (against |
|-------------------|--|--------------------------|--------------------------|-------------------------|-------------------------|--------------------------|
| | | Original Budget | Revised Budget | Performance | Year to Date (Q1-Q2) | Revised Budget) |
| | Total Expenditure | | | | | |
| 1000000000 | Administrative Sector | 12,093,155,983.00 | 14,364,151,691.00 | 2,611,663,943.82 | 2,611,663,943.82 | 11,752,487,747.18 |
| 11100100100 | Office Of The Executive Governor | 5,658,116,075.00 | 8,474,635,303.00 | 1,540,842,782.36 | 1,540,842,782.36 | 6,933,792,520.64 |
| 11100100200 | Office Of The Deputy Governor | 852,686,350.00 | 888,884,545.00 | 161,615,371.82 | 161,615,371.82 | 727,269,173.18 |
| 11200100100 | Imo State House of Assembly | 2,031,293,749.00 | 2,168,343,749.00 | 394,244,318.00 | 394,244,318.00 | 1,774,099,431.00 |
| 11200400100 | House of Assembly Service Commission | 68,417,631.00 | 102,917,631.00 | 18,712,296.55 | 18,712,296.55 | 84,205,334.45 |
| 11900100100 | Ministry of Foreign and International Affairs | - | 90,120,000.00 | 16,385,454.55 | 16,385,454.55 | 73,734,545.45 |
| 12300100100 | Ministry Of Information and Strategy | 350,811,823.00 | 335,268,823.00 | 60,957,967.82 | 60,957,967.82 | 274,310,855.18 |
| 12500100100 | Office Of The Head Of Service | 101,410,898.00 | 443,510,898.00 | 80,638,345.09 | 80,638,345.09 | 362,872,552.91 |
| 14000100100 | Office Of The Auditor General - State | 92,667,173.00 | 104,667,173.00 | 19,030,395.09 | 19,030,395.09 | 85,636,777.91 |
| 14000200100 | Office Of The Auditor General - Local Govt | 36,870,000.00 | 71,120,000.00 | 12,930,909.09 | 12,930,909.09 | 58,189,090.91 |
| 14700100100 | Civil Service Commission | 62,492,704.00 | 96,612,704.00 | 17,565,946.18 | 17,565,946.18 | 79,046,757.82 |
| 14700200100 | Local Government Service Commission | 57,711,047.00 | 90,198,047.00 | 16,399,644.91 | 16,399,644.91 | 73,798,402.09 |
| 14900100100 | Imo State Independent Electoral Commission | 2,269,085,154.00 | 599,085,154.00 | 108,924,573.45 | 108,924,573.45 | 490,160,580.55 |
| 16000100100 | Office Of The Secretary To The State Govt | 511,593,379.00 | 497,083,879.00 | 90,378,887.09 | 90,378,887.09 | 406,704,991.91 |
| 16200100100 | Ministry of Special Projects | - | 89,728,000.00 | 16,314,181.82 | 16,314,181.82 | 73,413,818.18 |
| 16300100100 | Ministry of Special Duties | - | 311,975,785.00 | 56,722,870.00 | 56,722,870.00 | 255,252,915.00 |
| 2000000000 | Economic Sector | 13,584,156,259.00 | 3,830,567,566.00 | 696,466,830.18 | 696,466,830.18 | 3,134,100,735.82 |
| 21500100100 | Ministry Of Agriculture and Food Security | 81,330,000.00 | 103,160,000.00 | 18,756,363.64 | 18,756,363.64 | 84,403,636.36 |
| 27000200100 | Ministry of Livestock Development | - | 101,465,000.00 | 18,448,181.82 | 18,448,181.82 | 83,016,818.18 |
| 22000100100 | Ministry Of Finance | 12,065,261,068.00 | 219,739,000.00 | 39,952,545.45 | 39,952,545.45 | 179,786,454.55 |
| 22000800100 | Imo State Internal Revenue Service | 134,418,000.00 | 113,418,000.00 | 20,621,454.55 | 20,621,454.55 | 92,796,545.45 |
| 23800100100 | Ministry Of Budget, Economic Planning & Stati | 236,868,213.00 | 1,321,919,982.00 | 240,349,087.64 | 240,349,087.64 | 1,081,570,894.36 |
| 22200100100 | Ministry Of Commerce and Industry | 87,765,000.00 | 283,450,000.00 | 51,536,363.64 | 51,536,363.64 | 231,913,636.36 |
| 22700600100 | Ministry Of Entrepreneurship & Skill Acquisiti | - | 114,841,681.00 | 20,880,305.64 | 20,880,305.64 | 93,961,375.36 |
| 22800100100 | Ministry Of Technology Development | 44,167,500.00 | 76,042,500.00 | 13,825,909.09 | 13,825,909.09 | 62,216,590.91 |
| 22900100100 | Ministry Of Transport | 48,395,008.00 | 318,872,183.00 | 57,976,760.55 | 57,976,760.55 | 260,895,422.45 |
| 23400100100 | Ministry Of Works | 407,134,010.00 | 407,134,010.00 | 74,024,365.45 | 74,024,365.45 | 333,109,644.55 |
| 23400200100 | Office Of The Surveyor General | 37,600,000.00 | 80,000,000.00 | 14,545,454.55 | 14,545,454.55 | 65,454,545.45 |
| 23600100100 | Ministry Of Tourism, Creative Arts and Culture | 264,157,500.00 | 216,397,750.00 | 39,345,045.45 | 39,345,045.45 | 177,052,704.55 |
| 25200100100 | Ministry Of Water Resources | 41,490,000.00 | 283,450,000.00 | 51,536,363.64 | 51,536,363.64 | 231,913,636.36 |
| 25300100100 | Ministry Of Housing and Urban Development | 51,752,460.00 | 91,752,460.00 | 16,682,265.45 | 16,682,265.45 | 75,070,194.55 |
| 26900100100 | Ministry Of Lands, Survey and Physical Plannin | 83,817,500.00 | 98,925,000.00 | 17,986,363.64 | 17,986,363.64 | 80,938,636.36 |
| 3000000000 | Law and Justice Sector | 2,421,695,815.00 | 2,552,452,499.00 | 464,082,272.55 | 464,082,272.55 | 2,088,370,226.45 |
| 31801100100 | Judicial Service Commission | 42,974,717.00 | 81,474,717.00 | 14,813,584.91 | 14,813,584.91 | 66,661,132.09 |
| 31805100100 | Judiciary - High Court | 2,267,245,698.00 | 2,265,862,382.00 | 411,974,978.55 | 411,974,978.55 | 1,853,887,403.45 |
| 31805400100 | Judiciary - Customary Court of Appeal | 1,782,900.00 | 1,822,900.00 | 331,436.36 | 331,436.36 | 1,491,463.64 |
| 32600100100 | Ministry Of Justice | 109,692,500.00 | 203,292,500.00 | 36,962,272.73 | 36,962,272.73 | 166,330,227.27 |
| 5000000000 | Social Services Sector | 2,691,183,848.00 | 4,245,058,596.00 | 771,828,835.64 | 771,828,835.64 | 3,473,229,760.36 |
| 51300100100 | Ministry Of Youth and Social Development | 145,225,000.00 | 152,298,033.00 | 27,690,551.45 | 27,690,551.45 | 124,607,481.55 |
| 51400100100 | Ministry Of Gender and Vulnerable Groups | 139,360,195.00 | 382,351,910.00 | 69,518,529.09 | 69,518,529.09 | 312,833,380.91 |
| 51700100100 | Ministry Of Education | 1,567,150,000.00 | 982,850,000.00 | 178,700,000.00 | 178,700,000.00 | 804,150,000.00 |
| 52100100100 | Ministry Of Health | 233,738,120.00 | 1,291,538,120.00 | 234,825,112.73 | 234,825,112.73 | 1,056,713,007.27 |
| 53500100100 | Ministry Of Environment and Natural Resource | 108,665,000.00 | 150,200,000.00 | 27,309,090.91 | 27,309,090.91 | 122,890,909.09 |
| 53900100100 | Imo State Sports Commission | 431,273,033.00 | 192,898,033.00 | 35,072,369.64 | 35,072,369.64 | 157,825,663.36 |
| 55100100100 | Bureau For Local Govt and Chieftaincy Affairs | 65,772,500.00 | 326,272,500.00 | 59,322,272.73 | 59,322,272.73 | 266,950,227.27 |
| 55200100100 | Ministry of Social Welfare and Sanitation | - | 766,650,000.00 | 139,390,909.09 | 139,390,909.09 | 627,259,090.91 |

Imo State Government Budget Performance Report 2020 Q2 - Capital Expenditure by Administrative Classification

| Code | Administrative Unit | 2020 Original Budget | 2020 Revised Budget | 2020 Q2 Actual Performance | 2020 % Performance | | Balance (against Revised Budget) |
|--------------------|------------------------------------|--------------------------|--------------------------|----------------------------|----------------------------------|--|----------------------------------|
| | | | | | Performance Year to Date (Q1-Q2) | Year to Date against 2020 Revised Budget | |
| | Total Expenditure | | | | | | |
| 10000000000 | Administrative Sector | 8,649,662,523.75 | 5,701,431,575.00 | 1,036,623,922.73 | 1,036,623,922.73 | 18.18% | |
| 11100100100 | Office Of The Executive Governor | 2,940,662,523.75 | 2,015,264,725.00 | 366,411,768.18 | 366,411,768.18 | 18.18% | 1,648,852,956.82 |
| 11100100200 | Office Of The Deputy Governor | 0.00 | 310,000,000.00 | 56,363,636.36 | 56,363,636.36 | | |
| 11200100100 | Imo State House of Assembly | 1,777,000,000.00 | 1,885,416,850.00 | 342,803,063.64 | 342803063.64 | 18.18% | |
| 11200400100 | House of Assembly Service Comm | 1,295,000,000.00 | 60,000,000.00 | 10,909,090.91 | 10909090.91 | | |
| 11900100100 | Ministry of Foreign and Internatio | 0.00 | 15,000,000.00 | 2,727,272.73 | 2,727,272.73 | | |
| 12300100100 | Ministry Of Information and Strat | 1,200,000,000.00 | 180,000,000.00 | 32,727,272.73 | 32,727,272.73 | 18.18% | 147,272,727.27 |
| 12500100100 | Office Of The Head Of Service | 150,000,000.00 | 150,000,000.00 | 27,272,727.27 | 27,272,727.27 | 18.18% | 122,727,272.73 |
| 14000100100 | Office Of The Auditor General - St | 55,000,000.00 | 55,000,000.00 | 10,000,000.00 | 10,000,000.00 | | |
| 14000200100 | Office Of The Auditor General - Lo | - | - | - | - | | |
| 14700100100 | Civil Service Commission | - | - | - | - | | |
| 14700200100 | Local Government Service Commi | 225,000,000.00 | 27,000,000.00 | 4,909,090.91 | 4909090.909 | | |
| 14900100100 | Imo State Independent Electoral C | 400,000,000.00 | 60,000,000.00 | 10,909,090.91 | 10909090.91 | | |
| 16000100100 | Office Of The Secretary To The Sta | 600,000,000.00 | 90,000,000.00 | 16,363,636.36 | 16363636.36 | 18.18% | 73,636,363.64 |
| 16200100100 | Ministry of Special Projects | 7,000,000.00 | 853,750,000.00 | 155,227,272.73 | 155227272.7 | 18.18% | 698,522,727.27 |
| 16300100100 | Ministry of Special Duties | - | - | - | - | | |
| 20000000000 | Economic Sector | 67,371,613,950.25 | 26,708,046,723.80 | 4,061,632,204.89 | 4,061,632,204.89 | 15.21% | 22,646,414,518.91 |
| 21500100100 | Ministry Of Agriculture and Food S | 2,939,000,000.00 | 1,150,450,000.00 | 209,172,727.27 | 209,172,727.27 | 18.18% | 941,277,272.73 |
| 27000200100 | Ministry of Livestock Developmen | 367,000,000.00 | 367,000,000.00 | - | - | | |
| 22000100100 | Ministry Of Finance | 2,223,000,000.00 | 4,837,100,000.00 | 256,123,000.00 | 256123000 | 5.29% | 4,580,977,000.00 |
| 22000800100 | Imo State Internal Revenue Servic | 1,089,244,746.25 | 0.00 | - | - | | |
| 23800100100 | Ministry Of Budget, Economic Plan | 953,000,000.00 | 1,530,477,853.10 | - | - | | |
| 22200100100 | Ministry Of Commerce and Indust | 2,650,625,077.00 | 1,063,000,000.00 | - | - | | |
| 22700600100 | Ministry Of Entrepreneurship & Sk | 0.00 | 279,000,000.00 | - | - | | |
| 22800100100 | Ministry Of Technology Developm | 1,009,000,000.00 | 103,000,000.00 | - | - | | |
| 22900100100 | Ministry Of Transport | 465,000,000.00 | 25,000,000.00 | 4,166,666.67 | 4166666.667 | 16.67% | 20,833,333.33 |
| 23400100100 | Ministry Of Works | 39,061,384,575.00 | 13,463,847,859.70 | 3,243,974,643.28 | 3243974643 | 24.09% | 10,219,873,216.42 |
| 23400200100 | Office Of The Surveyor General | 200,000,000.00 | 125,000,000.00 | 20,833,333.33 | 20,833,333.33 | 16.67% | 104,166,666.67 |
| 23600100100 | Ministry Of Tourism, Creative Arts | 1,276,325,396.00 | 405,000,000.00 | 67,500,000.00 | 67,500,000.00 | 16.67% | 337,500,000.00 |
| 25200100100 | Ministry Of Water Resources | 2,657,000,000.00 | 636,869,000.00 | 106,144,833.33 | 106,144,833.33 | 16.67% | 530,724,166.67 |
| 25300100100 | Ministry Of Housing and Urban De | 6,179,112,956.00 | 2,167,302,011.00 | 61,217,001.00 | 61217001 | 2.82% | 2,106,085,010.00 |
| 26900100100 | Ministry Of Lands, Survey and Phy | 6,301,921,200.00 | 555,000,000.00 | 92,500,000.00 | 92,500,000.00 | 16.67% | 462,500,000.00 |
| 30000000000 | Law and Justice Sector | 3,997,000,000.00 | 545,500,000.00 | 90,916,666.67 | 90,916,666.67 | 16.67% | 454,583,333.33 |
| 31801100100 | Judicial Service Commission | 80,000,000.00 | 80,000,000.00 | 13,333,333.33 | 13333333.33 | 16.67% | 66,666,666.67 |
| 31805100100 | Judiciary - High Court | 2,040,000,000.00 | 160,000,000.00 | 26,666,666.67 | 26666666.67 | 16.67% | 133,333,333.33 |
| 31805400100 | Judiciary - Customary Court of App | 927,000,000.00 | 165,500,000.00 | 27,583,333.33 | 27583333.33 | 16.67% | 137,916,666.67 |
| 32600100100 | Ministry Of Justice | 950,000,000.00 | 140,000,000.00 | 23,333,333.33 | 23,333,333.33 | 16.67% | 116,666,666.67 |
| 50000000000 | Social Services Sector | 21,609,273,338.00 | 7,712,321,571.90 | 634,405,356.55 | 634,405,356.55 | 8.23% | 7,077,916,215.35 |
| 51300100100 | Ministry Of Youth and Social Deve | 1,300,000,000.00 | 100,000,000.00 | 16,666,666.67 | 16,666,666.67 | 16.67% | 83,333,333.33 |
| 51400100100 | Ministry Of Gender and Vulnerabl | 1,400,000,000.00 | 1,595,000,000.00 | - | - | | |
| 51700100100 | Ministry Of Education | 8,469,000,000.00 | 2,189,500,000.00 | 212,000,891.07 | 212000891.1 | 9.68% | 1,977,499,108.93 |
| 52100100100 | Ministry Of Health | 6,705,273,338.00 | 2,307,900,492.90 | 384,650,082.15 | 384650082.2 | 16.67% | 1,923,250,410.75 |
| 53500100100 | Ministry Of Environment and Natu | 1,746,000,000.00 | 620,000,000.00 | - | - | | |
| 53900100100 | Imo State Sports Commission | 1,989,000,000.00 | 126,526,300.00 | 21,087,716.67 | 21087716.67 | 16.67% | 105,438,583.33 |
| 55100100100 | Bureau For Local Govt and Chieftai | 0.00 | 307,109,779.00 | - | - | | |
| 55200100100 | Ministry of Social Welfare and San | 0.00 | 466,285,000.00 | - | - | | |

RECURRENT EXPENDITURE PERFORMANCE IN 2ND QUARTER (APRIL – JUNE)

The following subheads make up recurrent expenditure item.

INTERNAL GENERATED REVENUE (IGR)

Internally Generated Revenue in the 2nd Quarter recorded about **₦4,647,332,404** actual, as in Table 2 translating to a reduction **₦4,514,356,074** or **-49%**. However, it shows 50.7% performance in the same Quarter as in table 1 above. Mid-year actual in 2020 was about **₦6,886,831,113.25**. As in Table 2 this translates to a reduction of **₦11,436,545,842.75** where as in table 1 above, it shows **37.8%** performance.

STATUTORY ALLOCATION

In this 2nd Quarter 2020, Statutory Allocation from FAC stood at **₦5,362,986,790.49**. This translates to **₦-9,312,013,209.51** or **-63%** when compared with the Quarterly Budget of **₦14,675,000,000** as in table 2. The same time Mid-year accruals stood at **₦12,187,099,203.77**. This shows a deficit of **₦-17,162,900,796.23** or **-58.5%** when compared with the Mid-year Budget of **₦29,350,000,000**.

Chart: Statutory Allocation (APRIL - JUNE 2020)

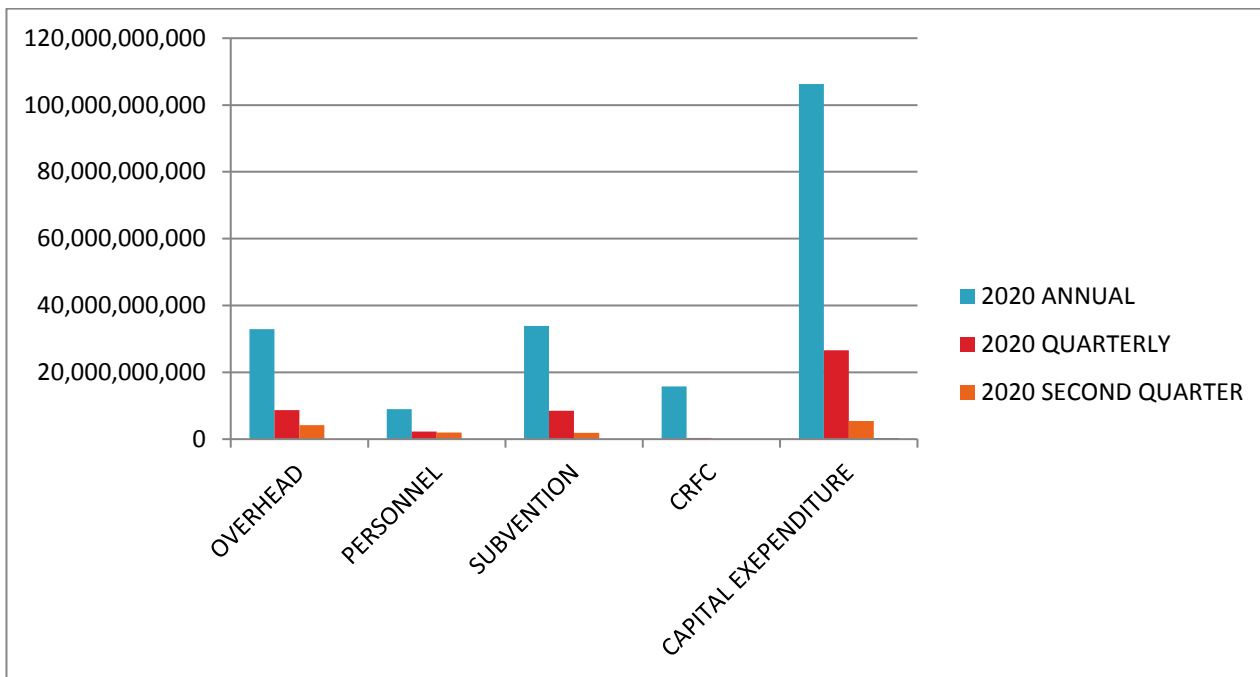
VALUE ADDED TAX (VAT)

VAT recorded **₦3,421,768,933.47** as actual in the Second Quarter of 2020 which was an increase of **₦171,768,933.47** or **5.3%** above Estimated Quarterly Projection of **₦3,250,000,000** as in table 2 if recorded an overall performance of **105%** in table 1, when compared with actual projection in the 2nd Quarter. In the Mid-year Review, Vat posted **₦6,797,452,269.72** as actual, which was an increase of **₦297,452,269.72** or **4.6%** above estimated Mid-year projection of **₦3,250,000,000**. In table 1 above, it recorded overall performance of **104.6%** over Mid-year projection.

13% DERIVATION FUND

13% Derivation recorded **₦2,108,303,182.34** as actual in 2nd Quarter of 2020 which was a deficit of **₦391,692,817.66** or **-15.6%** below Quarter estimate of **₦2,500,000,000** as in table 2. However it recorded overall performance of **84.3%** in table 1 above. Mid-year derivation actual stood at **₦4,834,033,321.86** which was a reduction of **₦-165,966,678.14** or **-3.3%** of Mid-year projection of **₦5,000,000,000**. However, in table 1 above it recorded **96.7%** performance.

CHART OF PERFORMANCE OF RECURRENT EXPENDITURE AND ACTUAL IN 2020 FIRST QUARTER



RECURRENT EXPENDITURE PERFORMANCE IN 2ND QUARTER

The following subheads make up recurrent expenditure item.

1. PERSONNEL COST

2nd Quarter Personnel Actual stood at ₦1,943,619,739.76 whereas Budget was, ₦2,237,374,102.75 representing 86.9% performance, whereas Mid-Year Actual was ₦4,573,754,657.42 as against ₦ 4,474,748,205.5 or 102.2%.

2. OVERHEAD

Actual Overhead Expenditure the 2nd Quarter, was ₦4,118,131,757.75 as against ₦8,675,554,751.25 or 48.04% while Mid-Year – Overhead Expenditure was ₦4,636,003,838.67 as against ₦ 16,057,048,035 representing 42.32%.

3. SUBVENTION

The Sum of ₦8,028,524,017.5 was the appropriation of Subvention to parastals but actual expenditure stood at ₦1,851,203,174.34 or 23.1%.

4. CONSOLIDATED REVENUE FUND CHARGES (CRFC)

Figures for Consolidated Revenue Fund Charges were not available as at the time of writing the report.

5. PENSION

The Sum of ₦1,482,752,683.97 and ₦3,509,348,175.6 was appropriated for pension in the 2nd quarter and Mid-Year actual as against ₦1,000,000,000 and ₦2,000,000,000 respectively as Budget.

6. GRATUITY

Was provided for ₦375,000,000 2nd quarter and ₦750,000,000 Mid-Year. But no actual indicating non-payment of gratuity in the 1st half of the year.

2020 BUDGET CAPITAL RECEIPTS PERFORMANCE FOR THE SECOND QUARTER (APRIL – JUNE)

| S/N | DESCRIPTION | BUDGET | | ACTUAL 2020 SECOND QUARTER | 2020 PERFORMANCE | |
|-----|-------------------------|----------------|-------------------|-------------------------------------|--|-----------------------------|
| | | 2020 ANNUAL | 2020 QUARTERLY | | SECOND QUARTER ACTUAL/QUARTERLY BUDGET | SECOND QUARTER ACTUAL |
| 1 | INTERNAL LOANS | 18,970,000,000 | 4,742,500,000 | | | |
| 2 | DEVELOPMENT PARTNERS | 37,353,389,355 | 9,338,347,339 | | | |
| 3 | GRANTS | 952,500,000 | 238,125,000 | | | |

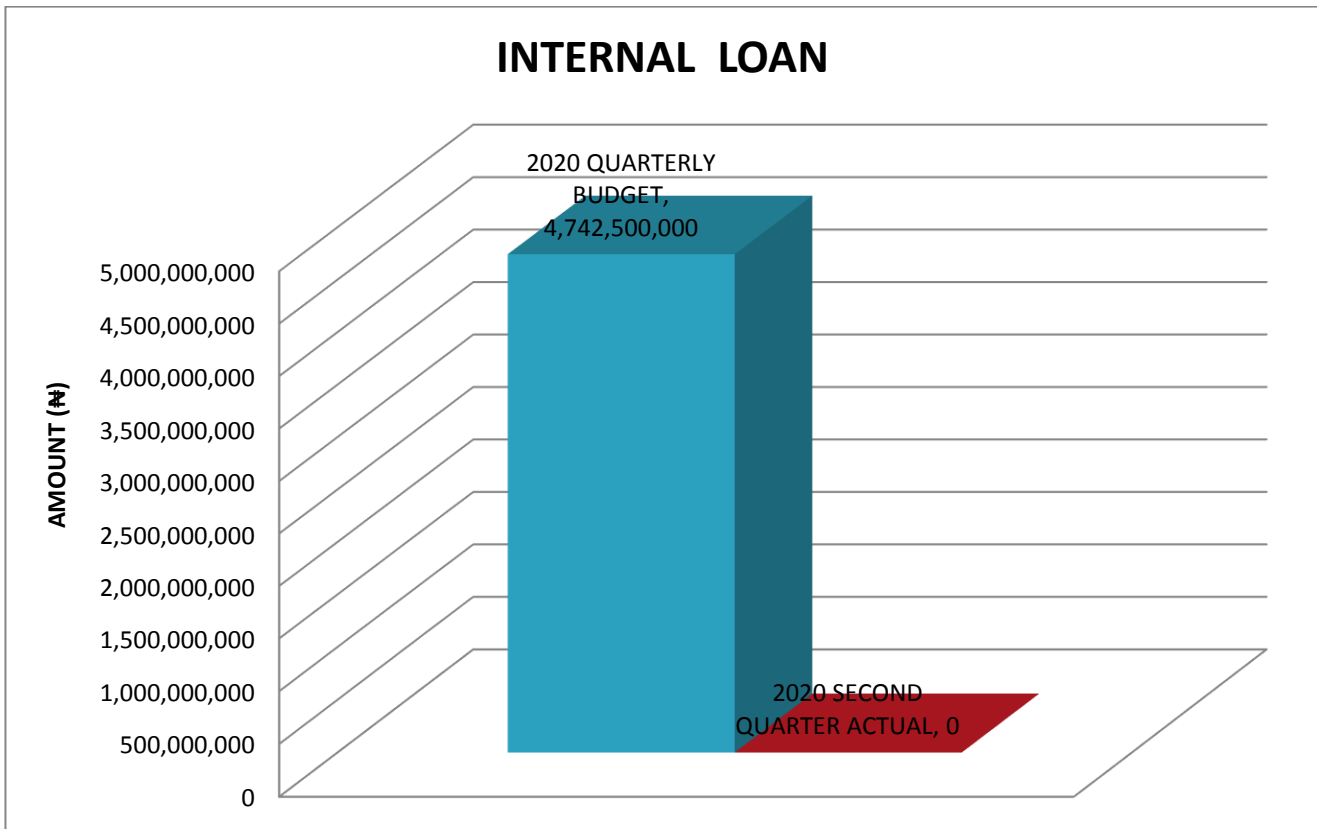
INTERNAL LOANS:

The State has a quarterly budget of 4,742,500,000 in the 2020 Budget but has received nothing as Internal loan in the second quarter of the year under review (2020)

INTERNAL LOAN (APRIL – JUNE 2020)

| S/N | 2020 QUARTERLY BUDGET | 2020 SECOND QUARTER ACTUAL |
|-----|-----------------------|-------------------------------|
| 1 | 4,742,500,000 | 0 |

INTERNAL LOAN



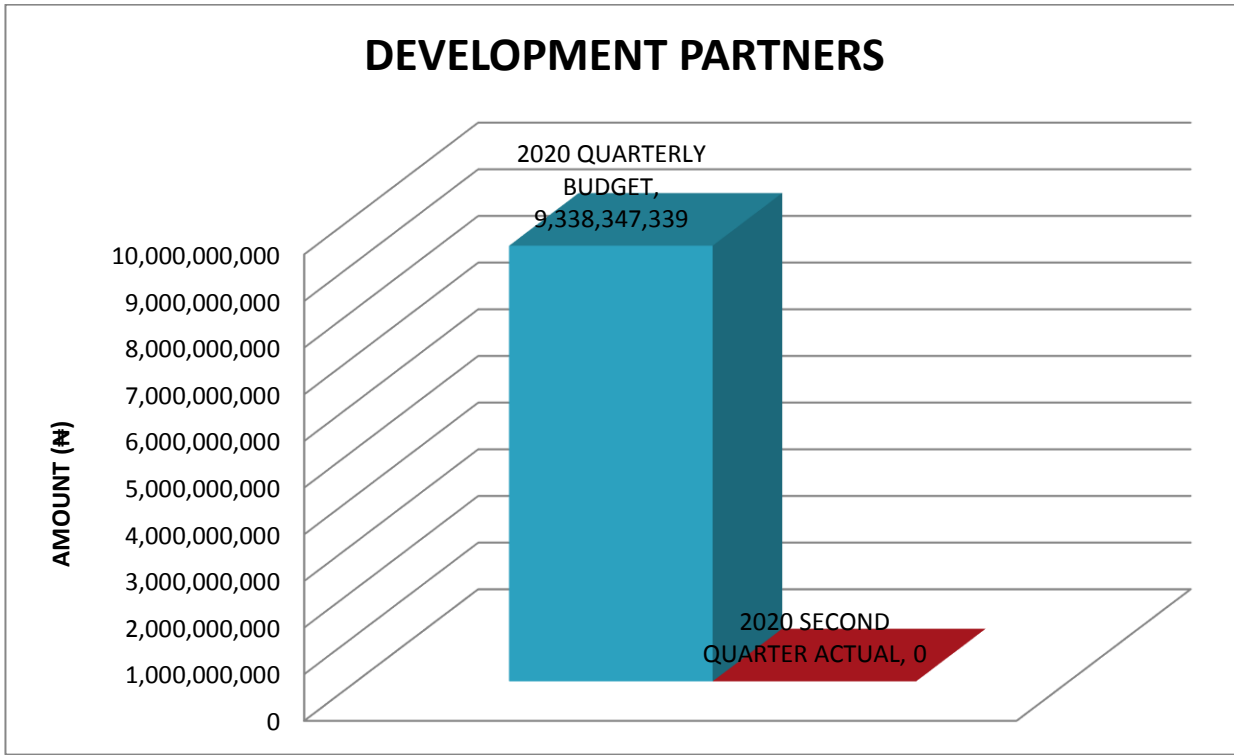
DEVELOPMENT PARTNERS

Imo State has a quarterly budget of 9,338,347,339 in the 2020 budget but has received nothing in the second quarter of 2020.

DEVELOPMENT PARTNERS (APRIL – JUNE 2020)

| S/N | 2020 QUARTERLY BUDGET | 2020 SECOND QUARTER ACTUAL |
|-----|-----------------------|----------------------------|
| 1 | 9,338,347,339 | 0 |

DEVELOPMENT PARTNERS



GRANTS:

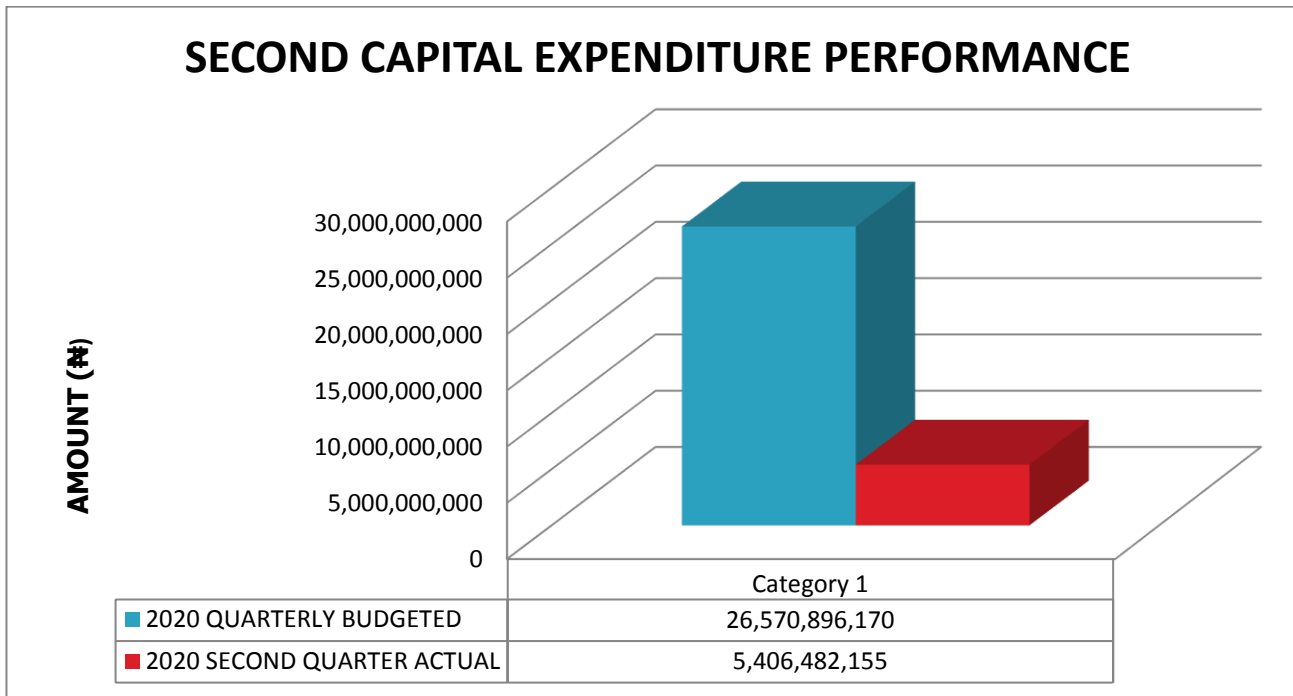
The State has a quarterly budget of 238,125,000 expected to be realized from Grants but nothing has been received so far in the second quarter of 2020.

GRANTS (APRIL – JUNE 2020)

| S/N | 2020 QUARTERLY BUDGET | 2020 SECOND QUARTER ACTUAL |
|-----|-----------------------|----------------------------|
| 1 | 238,125,000 | 0 |

| | | | | |
|---|----------------|----------------|---------------|-------|
| 1 | CAPITAL BUDGET | 26,570,896,170 | 5,406,482,155 | 20.3% |
|---|----------------|----------------|---------------|-------|

SECOND CAPITAL EXPENDITURE PERFORMANCE



Page 1

SECOND QUARTER APPRAISAL:

A whopping sum of ***₦16,570,896,170 (Sixteen Billion, Five Hundred and Seventy Million, Eight Hundred and Ninety-Six Thousand, One Hundred and Seventy Naira only)*** was set aside for Capital Projects in 2020 budget for the second Quarter of the year. This is to provide infrastructural projects for the well being of Imo citizens.

However, from the available records, it was observed that a total sum of ***₦5,406,482,155 (Five Billion, Four Hundred and Six Million, Four Hundred and Eighty-Two Thousand, One Hundred and Fifty-Five Naira Only)*** was released for Capital projects during the period under review (April – June 2020), representing 20.3% performance in the Second Quarter. This is ***underperformance***, though it shows a remarkable increase in the execution of Capital Projects in the State compared with the first quarter where the percentage performance of the Capital project was 2%, representing poor performance in that quarter, but a lot needs to be done to upscale the performances of the Capital Projects in 3rd and 4th quarters of the year.

There was no data/information available on the sectoral breakdown of the Capital Expenditure as at the time of preparing this report.

CONCLUSION

In conclusion, by the Second Quarter of 2020 Budget, it was clear that the Economy was not 100% free from the Corona-virus Pandemic that adversely affected the Global Economy. Many of the Economic targets were not met. That was why the Budget was revised and passed into Law on 28th July by the Imo House of Assembly and signed into Law by the Executive Governor of Imo State on **29th July, 2020**

Imo Internally Generated Revenue did not fare well in this Quarter as it recorded only 37% performance (January-June) realizing **₦6,886,831,113.25** instead of target of **₦18,323,376.00**. However, it showed hope rising in the second quarter as it recorded **₦4,647,332,404** (April-June) or 50.70% against targeted **₦9,161,688,478** in the 2nd Quarter. Statutory Allocation Performance was 36.5% for the 2nd Quarter and 41.5% for the half year January-June. These are clearly stated in tables 1 and 2

The reduction in targeted Revenue accruals affected the expenditure side. Personnel cost recorded 86.9% in the 2nd Quarter whereas overheads recorded 48.04% and subvention did not fare better at 23.1% however, improved at 148.2% and payment of Gratuity recorded zero percent up to the mid-year-2020.

A peep into the Second Quarter shows that Global Economy is returning to normalcy and Imo State Economy will fare better in the remaining 3rd and Fourth Quarters.

This is second report under the Government of **Distinguished Senator Hope Uzodinma** led Government in Imo State and our able Commissioner for Budget, Economic Planning and Statistics **Dr.C.C Osuala** Previous Governments discouraged this type of openness. I hope they will continue in this good part to make Imo State Better.